

Consultant:

Revision:

1 07-20-2021

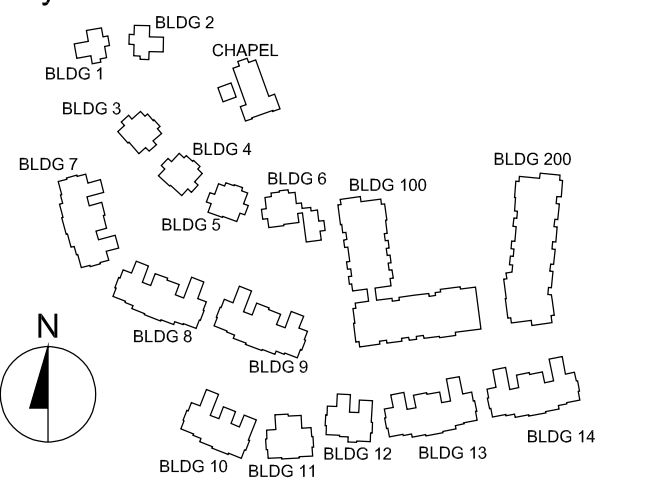
Architect of Record:

Drawn: N.B.

Checked: E.B. / Y.Y.

Scale: 3/16" = 1'-0"

Key Plan:



Project Name:

**The Residences
 at Bel Mont
 Zone III
 McLean District
 Olmsted Drive, Belmont, MA**

Sheet Name:

**2 BR
 Inline Affordable
 Unit Plan
 Living Area**

Project Number:

20073

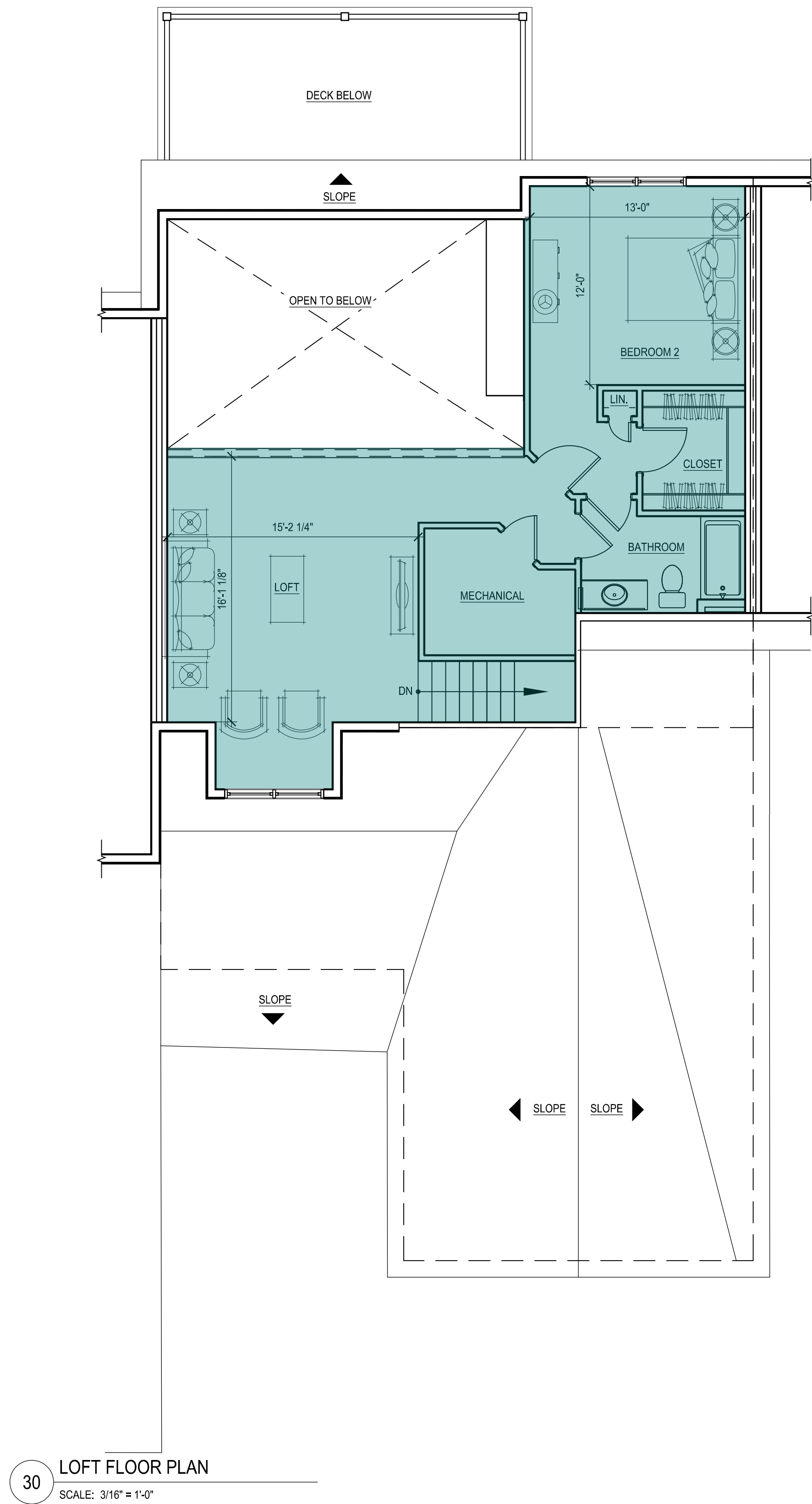
Issue Date:

April 16, 2021

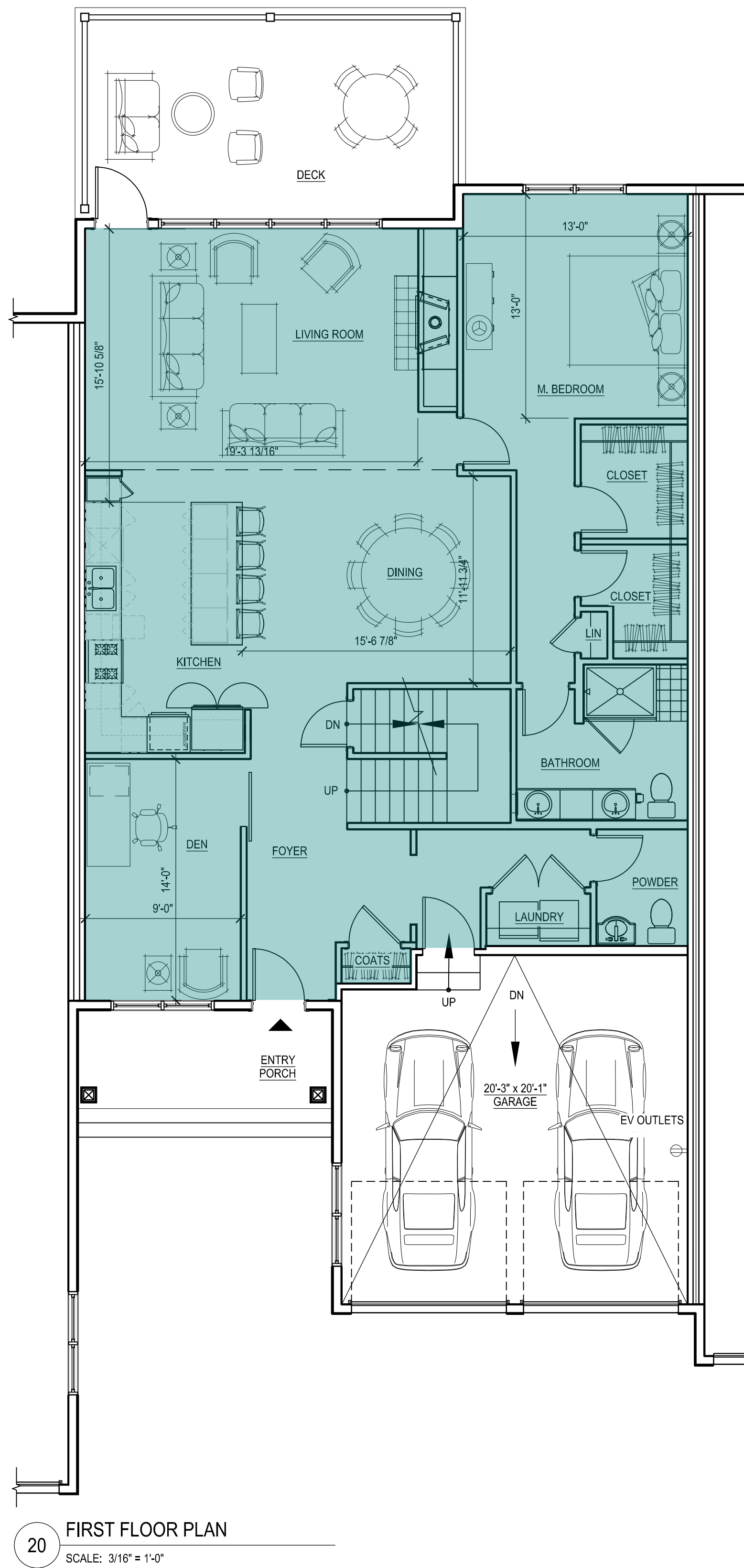
Sheet Number:

A2.01A

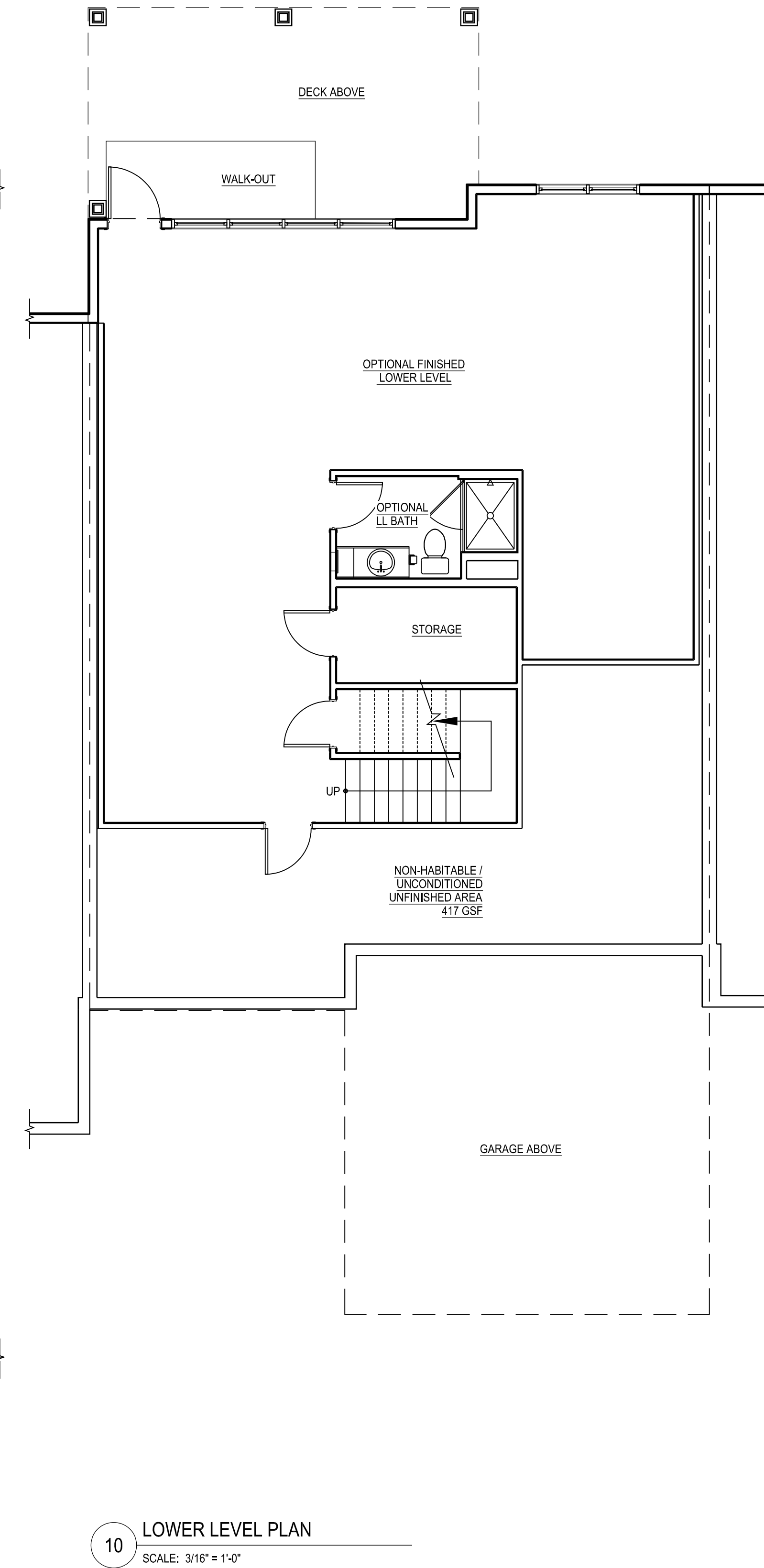
2BR
 INLINE - AFF.
 2,256 SF LIVING AREA
 3,600 GSF



30 LOFT FLOOR PLAN
 SCALE: 3/16" = 1'-0"



20 FIRST FLOOR PLAN
 SCALE: 3/16" = 1'-0"



10 LOWER LEVEL PLAN
 SCALE: 3/16" = 1'-0"

INDICATES PORTIONS OF DWELLING UNIT INCLUDED IN LIVING AREA TABULATION

Living Area - 2BR Inline Affordable	
Floor	Sq Footage
1st	1,539
2nd	717
Total	2,256

NOTES:

- GROSS FLOOR AREA: GROSS FLOOR AREA IS INCLUSIVE OF ALL AREAS OF THE UNIT EXCEPT GARAGES, UNFINISHED ATTIC AREAS, EXTERIOR PORCH OR DECK AREAS, AND PORTIONS OF THE BASEMENT THAT ARE NON-HABITABLE, UNCONDITIONED AND UNFINISHED. REFER TO THE FLOOR PLANS FOR THE EXTENT OF THE NON-HABITABLE BASEMENT AREAS. GROSS FLOOR AREA IS MEASURED TO THE OUTSIDE FACE OF EXTERIOR WALLS.
- LIVING AREA: LIVING AREA IS INCLUSIVE OF ALL AREAS OF THE UNIT EXCEPT ANY BASEMENT AREAS, GARAGES, UNFINISHED ATTIC AREAS, AND EXTERIOR PORCH OR DECK AREAS. LIVING AREA IS MEASURED TO THE INSIDE FACE OF EXTERIOR WALLS.

Consultant:

Revision:

1 07-20-2021

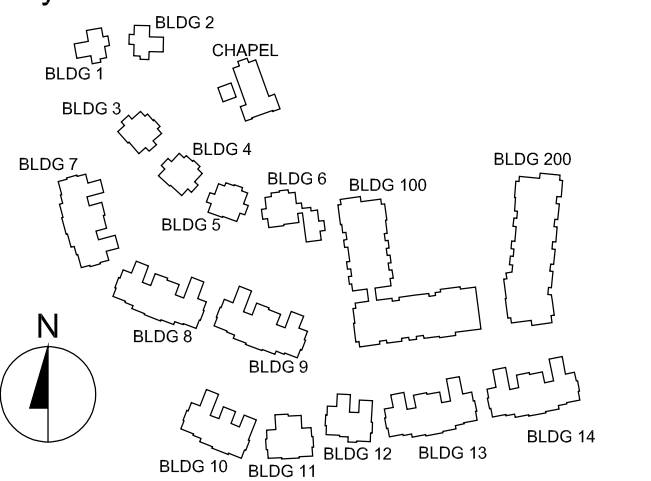
Architect of Record:

Drawn: N.B.

Checked: E.B. / Y.Y.

Scale: 3/16" = 1'-0"

Key Plan:



Project Name:

**The Residences
 at Bel Mont
 Zone III
 McLean District
 Olmsted Drive, Belmont, MA**

Sheet Name:

**2 BR
 Inline Affordable
 Unit Plan
 Gross Floor Area**

Project Number:

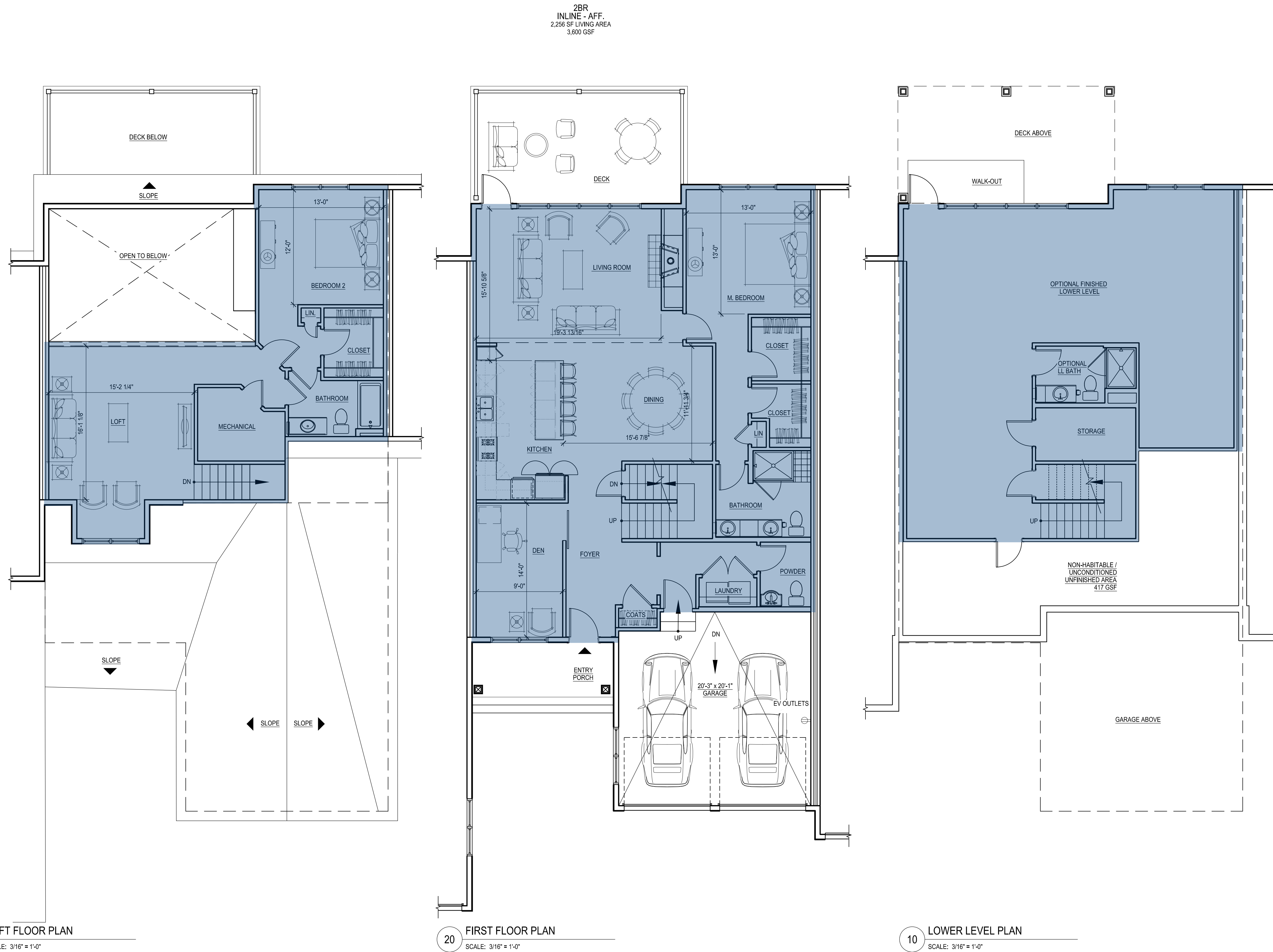
20073

Issue Date:

April 16, 2021

Sheet Number:

A2.01B



2BR
 INLINE - AFF.
 2,256 SF LIVING AREA
 3,600 GSF

30 LOFT FLOOR PLAN
 SCALE: 3/16" = 1'-0"

20 FIRST FLOOR PLAN
 SCALE: 3/16" = 1'-0"

10 LOWER LEVEL PLAN
 SCALE: 3/16" = 1'-0"

GSF - 2BR Inline Affordable	
Floor	Sq Footage
Lower Level	1,202
1st	1,629
2nd	769
Total	3,600

- NOTES:
- GROSS FLOOR AREA: GROSS FLOOR AREA IS INCLUSIVE OF ALL AREAS OF THE UNIT EXCEPT GARAGES, UNFINISHED ATTIC AREAS, EXTERIOR PORCH OR DECK AREAS, AND PORTIONS OF THE BASEMENT THAT ARE NON-HABITABLE, UNCONDITIONED AND UNFINISHED. REFER TO THE FLOOR PLANS FOR THE EXTENT OF THE NON-HABITABLE BASEMENT AREAS. GROSS FLOOR AREA IS MEASURED TO THE OUTSIDE FACE OF EXTERIOR WALLS.
 - LIVING AREA: LIVING AREA IS INCLUSIVE OF ALL AREAS OF THE UNIT EXCEPT ANY BASEMENT AREAS, GARAGES, UNFINISHED ATTIC AREAS, AND EXTERIOR PORCH OR DECK AREAS. LIVING AREA IS MEASURED TO THE INSIDE FACE OF EXTERIOR WALLS.

Consultant:

Revision:

1 07-20-2021

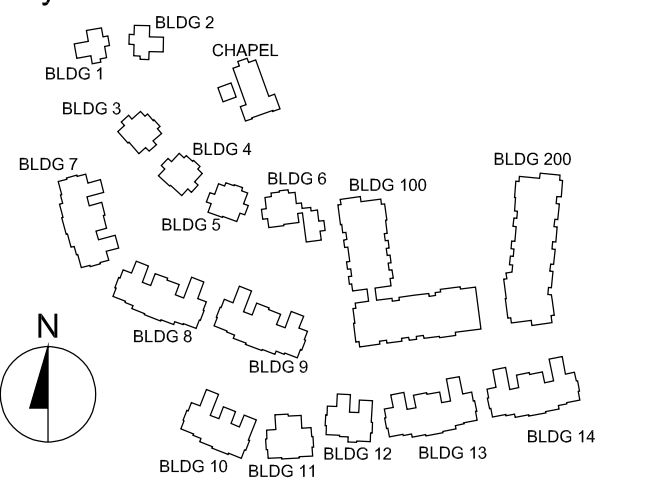
Architect of Record:

Drawn: N.B.

Checked: E.B. / Y.Y.

Scale: 3/16" = 1'-0"

Key Plan:



Project Name:

**The Residences
 at Bel Mont
 Zone III
 McLean District
 Olmsted Drive, Belmont, MA**

Sheet Name:

**2 BR
 Inline
 Unit Plan
 Living Area**

Project Number:

20073

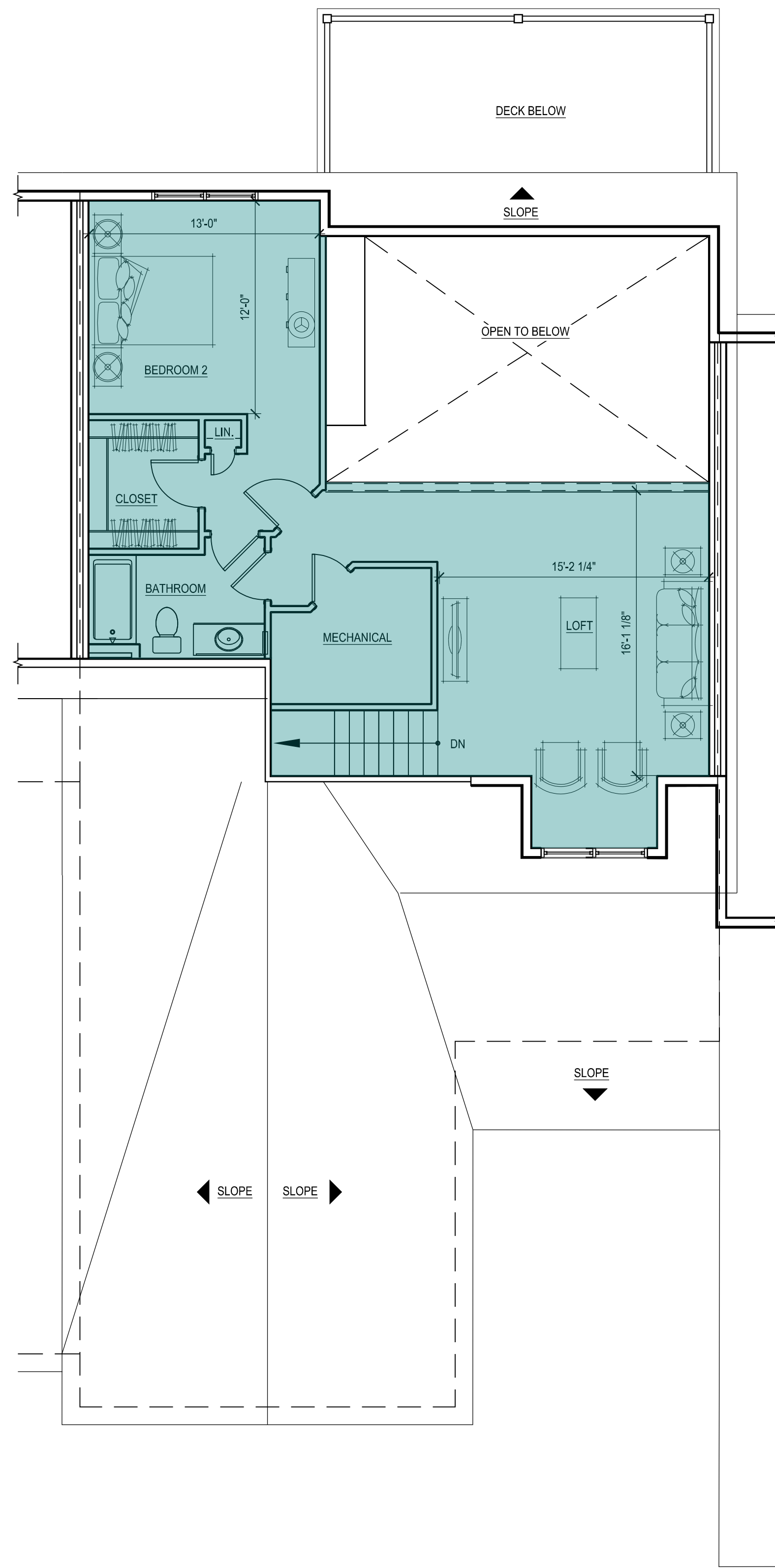
Issue Date:

April 16, 2021

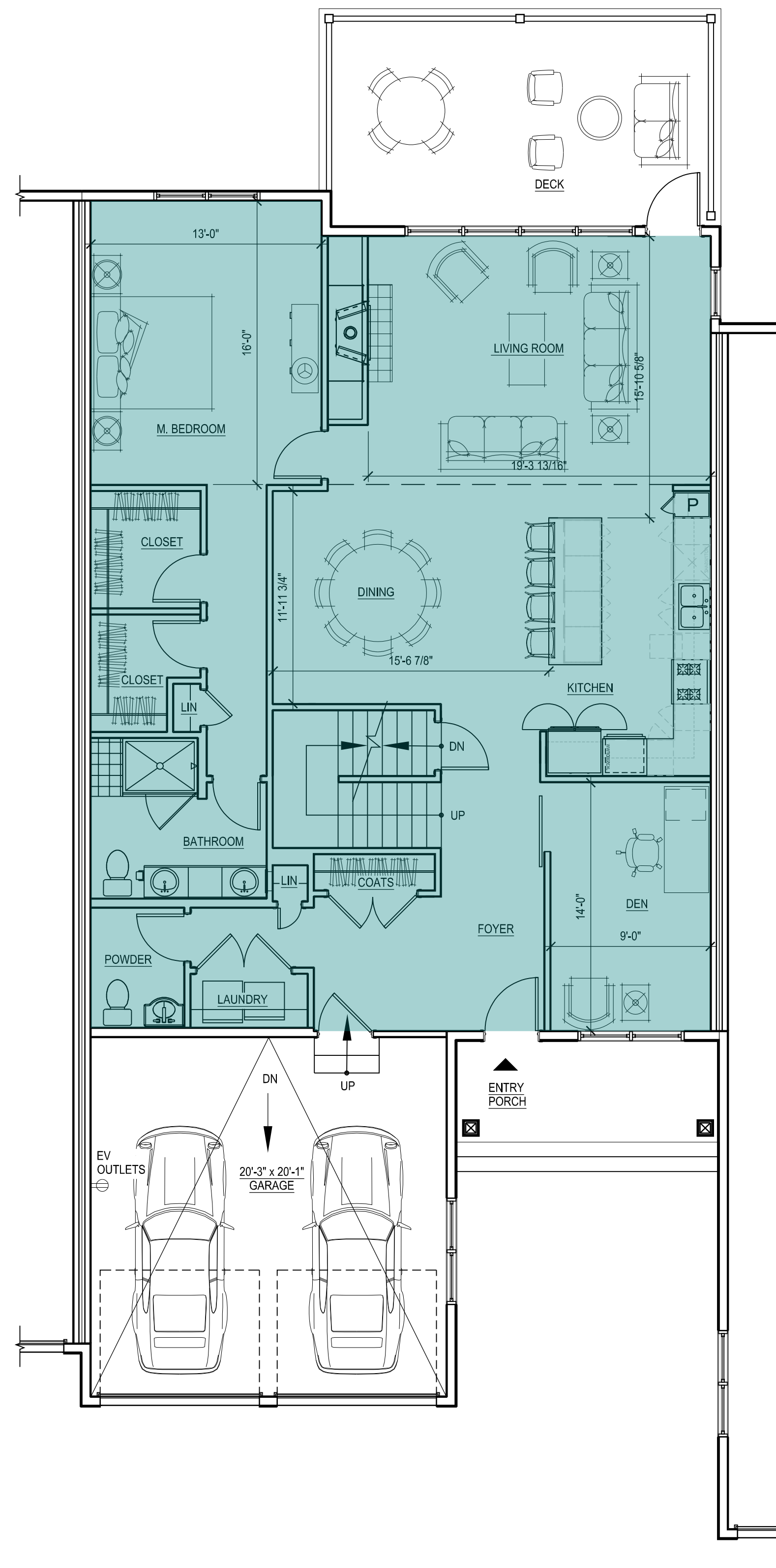
Sheet Number:

A2.02A

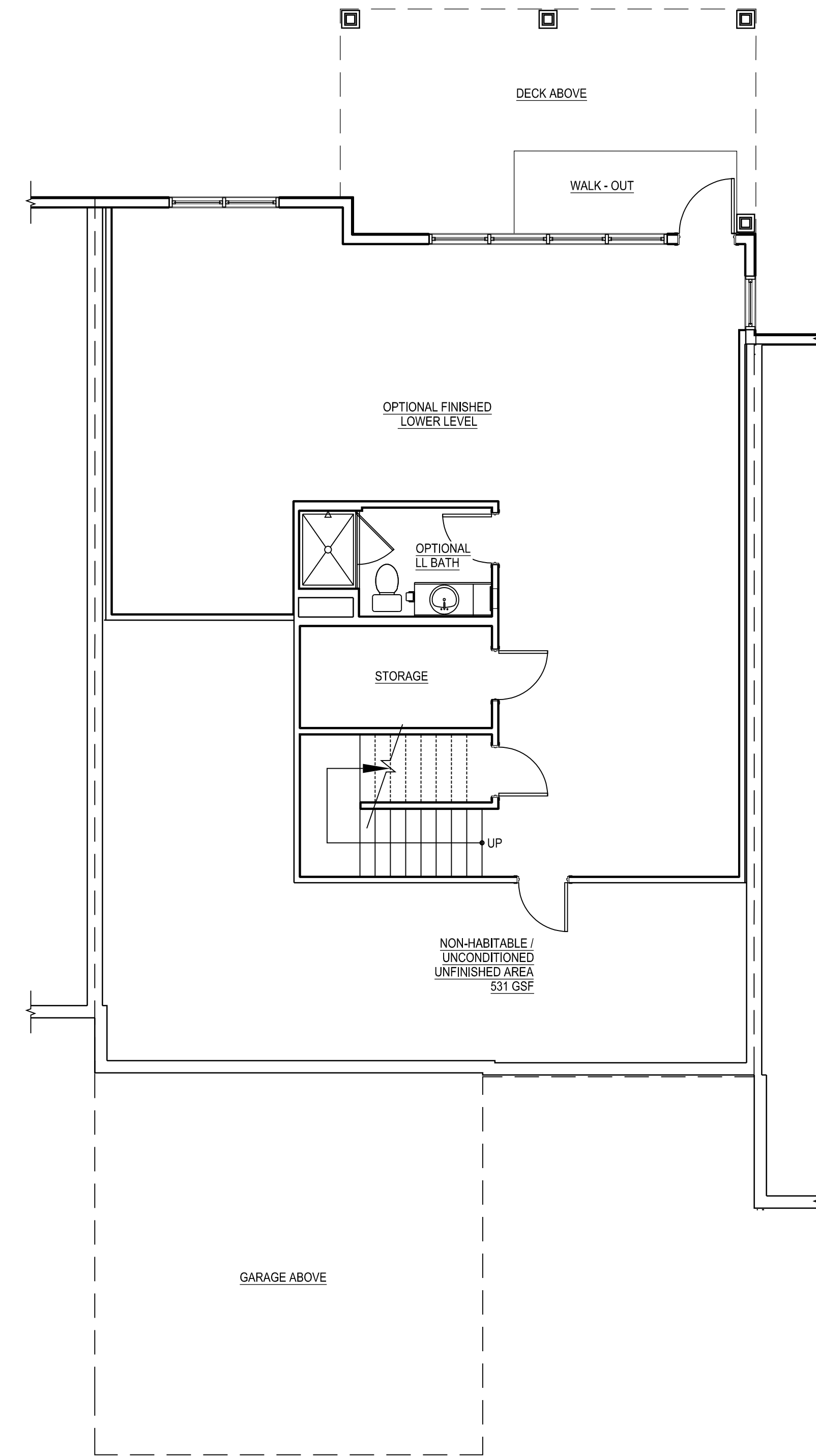
**2BR
 INLINE**
 2,309 SF LIVING AREA
 3,600 GSF



30 LOFT FLOOR PLAN
 SCALE: 3/16" = 1'-0"



20 FIRST FLOOR PLAN
 SCALE: 3/16" = 1'-0"



10 LOWER LEVEL PLAN
 SCALE: 3/16" = 1'-0"

INDICATES PORTIONS OF DWELLING UNIT INCLUDED IN LIVING AREA TABULATION

Living Area - 2BR Inline	
Floor	Sq Footage
1st	1,592
2nd	717
Total	2,309

NOTES:

- GROSS FLOOR AREA: GROSS FLOOR AREA IS INCLUSIVE OF ALL AREAS OF THE UNIT EXCEPT GARAGES, UNFINISHED ATTIC AREAS, EXTERIOR PORCH OR DECK AREAS, AND PORTIONS OF THE BASEMENT THAT ARE NON-HABITABLE, UNCONDITIONED AND UNFINISHED. REFER TO THE FLOOR PLANS FOR THE EXTENT OF THE NON-HABITABLE BASEMENT AREAS. GROSS FLOOR AREA IS MEASURED TO THE OUTSIDE FACE OF EXTERIOR WALLS.
- LIVING AREA: LIVING AREA IS INCLUSIVE OF ALL AREAS OF THE UNIT EXCEPT ANY BASEMENT AREAS, GARAGES, UNFINISHED ATTIC AREAS, AND EXTERIOR PORCH OR DECK AREAS. LIVING AREA IS MEASURED TO THE INSIDE FACE OF EXTERIOR WALLS.

Consultant:

Revision:

1 07-20-2021

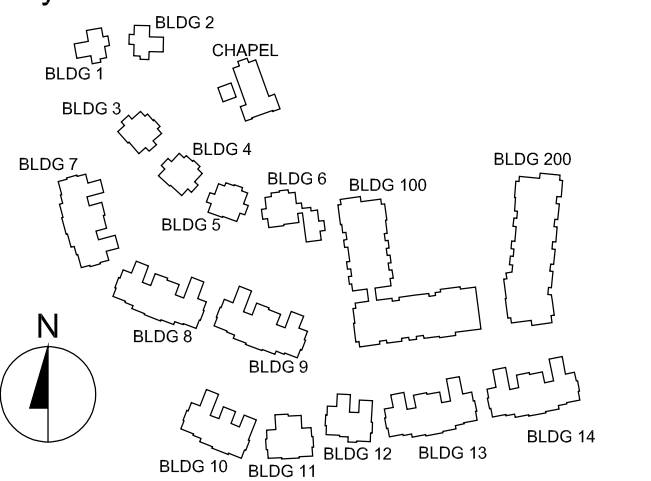
Architect of Record:

Drawn: N.B.

Checked: E.B. / Y.Y.

Scale: 3/16" = 1'-0"

Key Plan:



Project Name:

**The Residences
 at Bel Mont
 Zone III
 McLean District
 Olmsted Drive, Belmont, MA**

Sheet Name:

**2 BR
 Inline
 Unit Plan
 Gross Floor Area**

Project Number:

20073

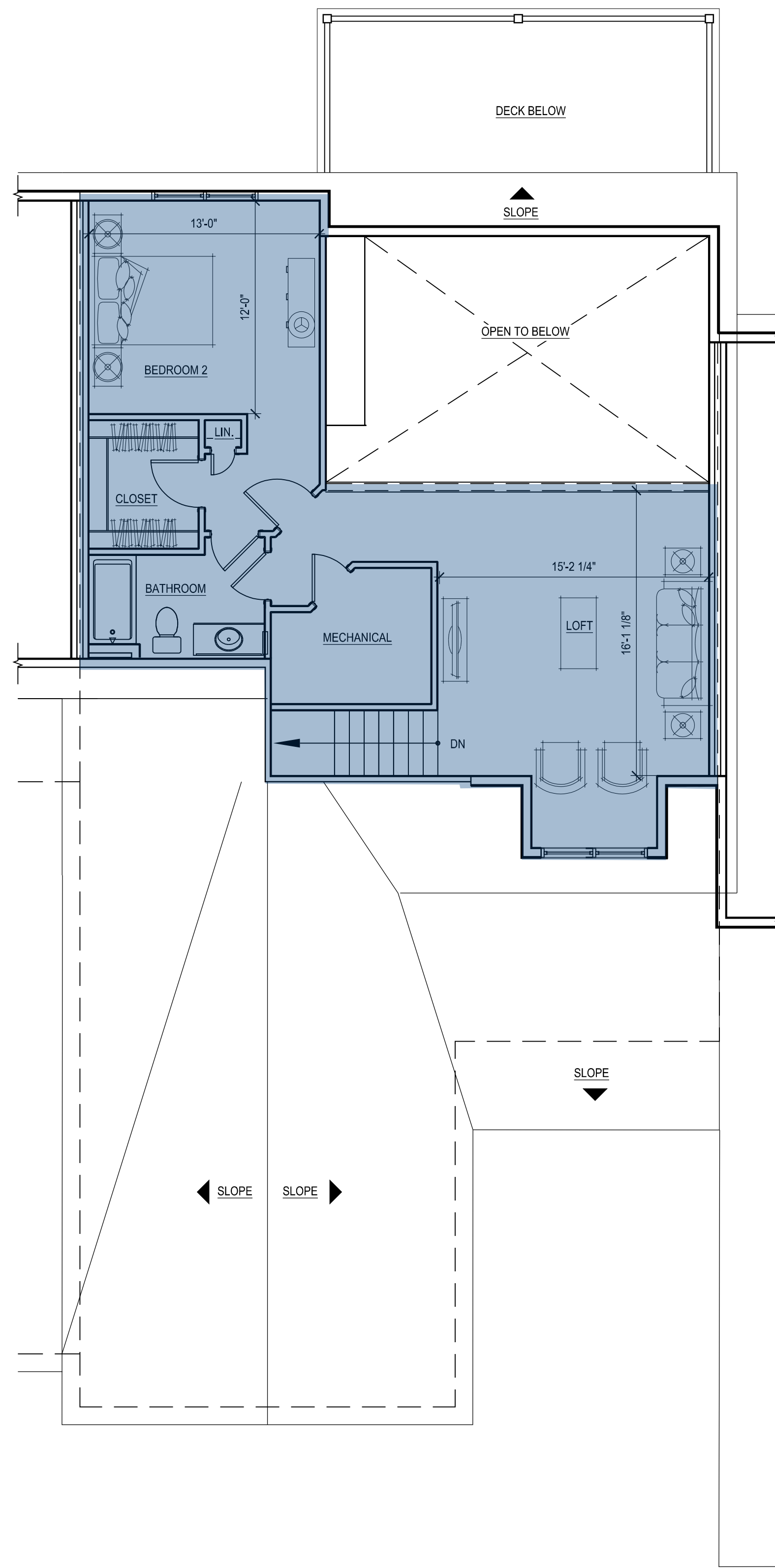
Issue Date:

April 16, 2021

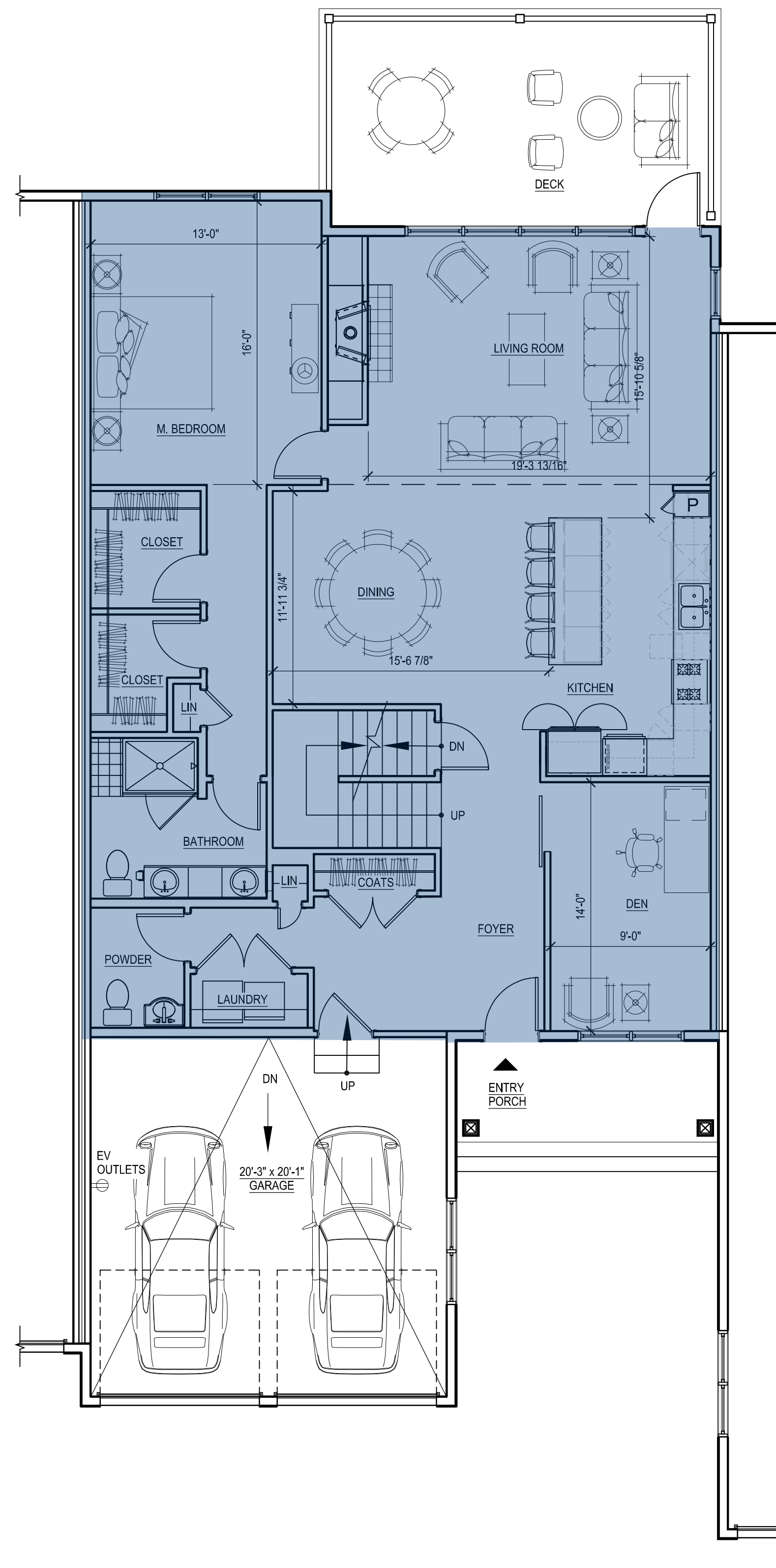
Sheet Number:

A2.02B

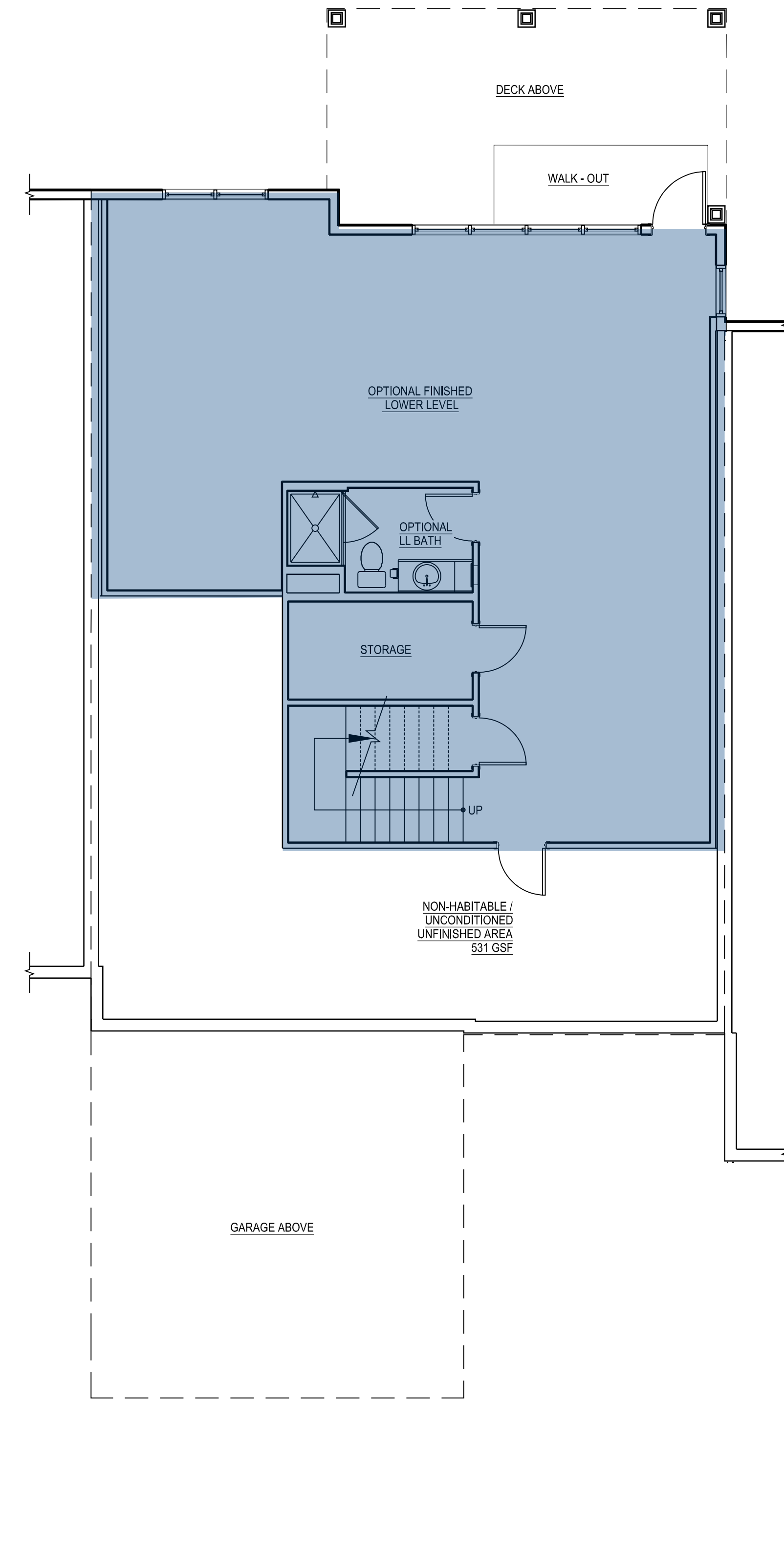
2BR
 INLINE
 2,309 SF LIVING AREA
 3,600 GSF



30 LOFT FLOOR PLAN
 SCALE: 3/16" = 1'-0"



20 FIRST FLOOR PLAN
 SCALE: 3/16" = 1'-0"



10 LOWER LEVEL PLAN
 SCALE: 3/16" = 1'-0"

INDICATES PORTIONS OF DWELLING UNIT INCLUDED IN GROSS FLOOR AREA TABULATION

GFA - 2BR Inline	
Floor	Sq Footage
Lower Level	1,149
1st	1,682
2nd	769
Total	3,600

NOTES:

- GROSS FLOOR AREA: GROSS FLOOR AREA IS INCLUSIVE OF ALL AREAS OF THE UNIT EXCEPT GARAGES, UNFINISHED ATTIC AREAS, EXTERIOR PORCH OR DECK AREAS, AND PORTIONS OF THE BASEMENT THAT ARE NON-HABITABLE, UNCONDITIONED AND UNFINISHED. REFER TO THE FLOOR PLANS FOR THE EXTENT OF THE NON-HABITABLE BASEMENT AREAS. GROSS FLOOR AREA IS MEASURED TO THE OUTSIDE FACE OF EXTERIOR WALLS.
- LIVING AREA: LIVING AREA IS INCLUSIVE OF ALL AREAS OF THE UNIT EXCEPT ANY BASEMENT AREAS, GARAGES, UNFINISHED ATTIC AREAS, AND EXTERIOR PORCH OR DECK AREAS. LIVING AREA IS MEASURED TO THE INSIDE FACE OF EXTERIOR WALLS.

Consultant:

Revision:

1 07-20-2021

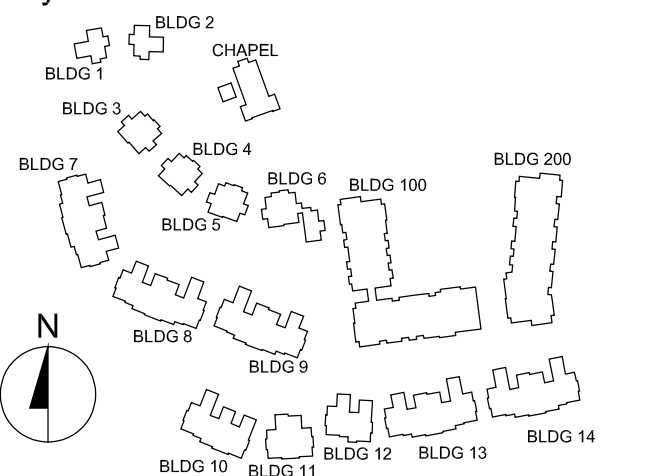
Architect of Record:

Drawn: N.B.

Checked: E.B. / Y.Y.

Scale: 3/16" = 1'-0"

Key Plan:



Project Name:

**The Residences
 at Bel Mont
 Zone III
 McLean District
 Olmsted Drive, Belmont, MA**

Sheet Name:

**2 BR End
 Front Entry Garage
 Unit Plans
 Living Area**

Project Number:

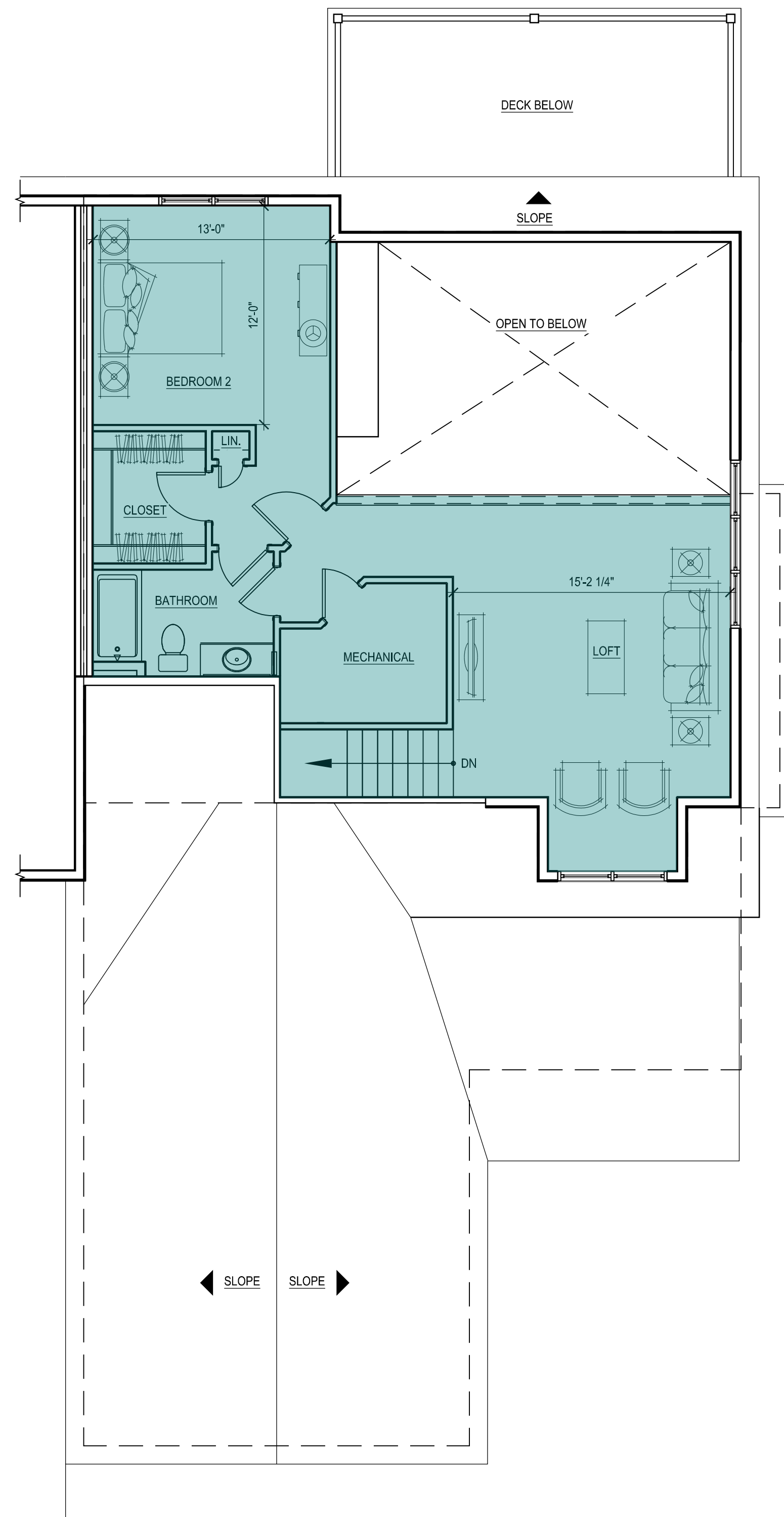
20073

Issue Date:

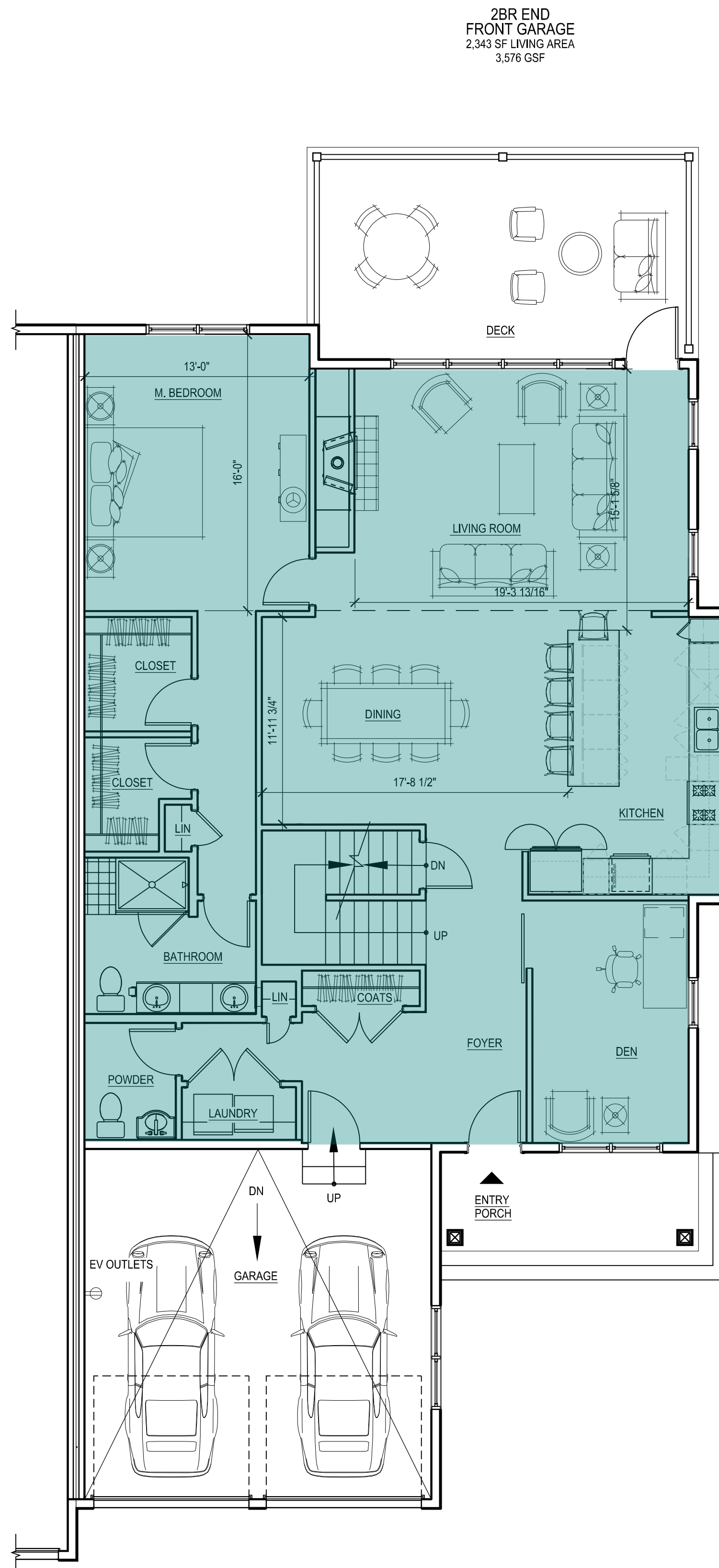
April 16, 2021

Sheet Number:

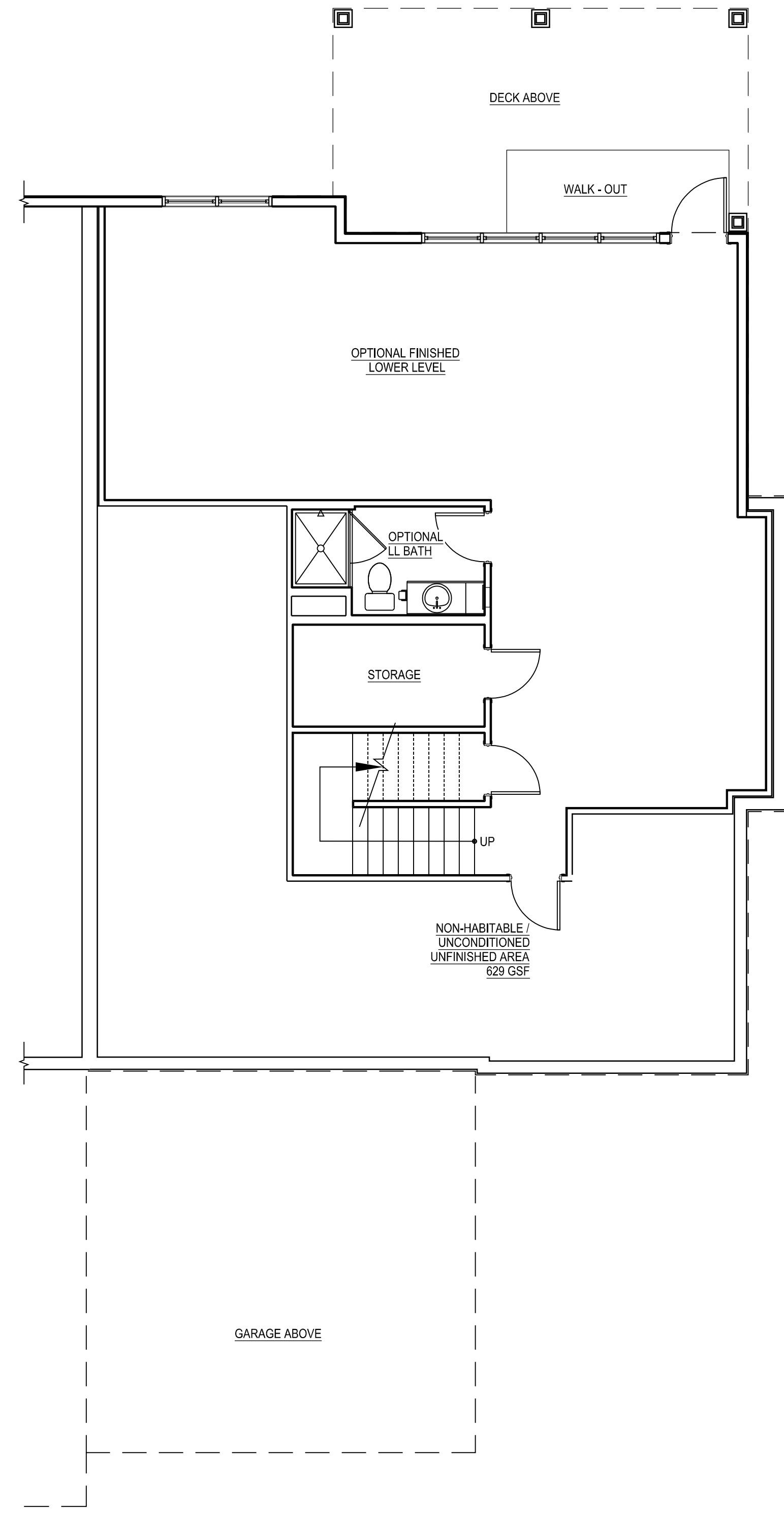
A2.03A



30 LOFT FLOOR PLAN
 SCALE: 3/16" = 1'-0"



20 FIRST FLOOR PLAN
 SCALE: 3/16" = 1'-0"



10 LOWER LEVEL PLAN
 SCALE: 3/16" = 1'-0"

INDICATES PORTIONS OF DWELLING UNIT INCLUDED IN LIVING AREA TABULATION

Living Area - 2BR End - Front Garage	
Floor	Sq Footage
1st	1,626
2nd	717
Total	2,343

NOTES:

- GROSS FLOOR AREA: GROSS FLOOR AREA IS INCLUSIVE OF ALL AREAS OF THE UNIT EXCEPT GARAGES, UNFINISHED ATTIC AREAS, EXTERIOR PORCH OR DECK AREAS, AND PORTIONS OF THE BASEMENT THAT ARE NON-HABITABLE, UNCONDITIONED AND UNFINISHED. REFER TO THE FLOOR PLANS FOR THE EXTENT OF THE NON-HABITABLE BASEMENT AREAS. GROSS FLOOR AREA IS MEASURED TO THE OUTSIDE FACE OF EXTERIOR WALLS.
- LIVING AREA: LIVING AREA IS INCLUSIVE OF ALL AREAS OF THE UNIT EXCEPT ANY BASEMENT AREAS, GARAGES, UNFINISHED ATTIC AREAS, AND EXTERIOR PORCH OR DECK AREAS. LIVING AREA IS MEASURED TO THE INSIDE FACE OF EXTERIOR WALLS.

Consultant:

Revision:

1 07-20-2021

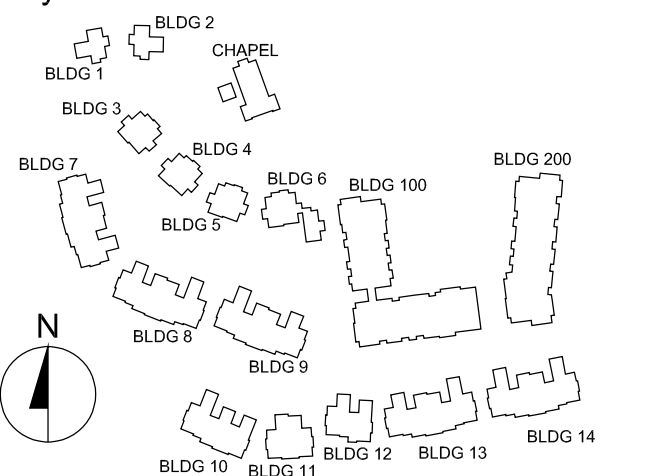
Architect of Record:

Drawn: N.B.

Checked: E.B. / Y.Y.

Scale: 3/16" = 1'-0"

Key Plan:



Project Name:

**The Residences
 at Bel Mont
 Zone III
 McLean District
 Olmsted Drive, Belmont, MA**

Sheet Name:

**2 BR End
 Front Entry Garage
 Unit Plans
 Gross Floor Area**

Project Number:

20073

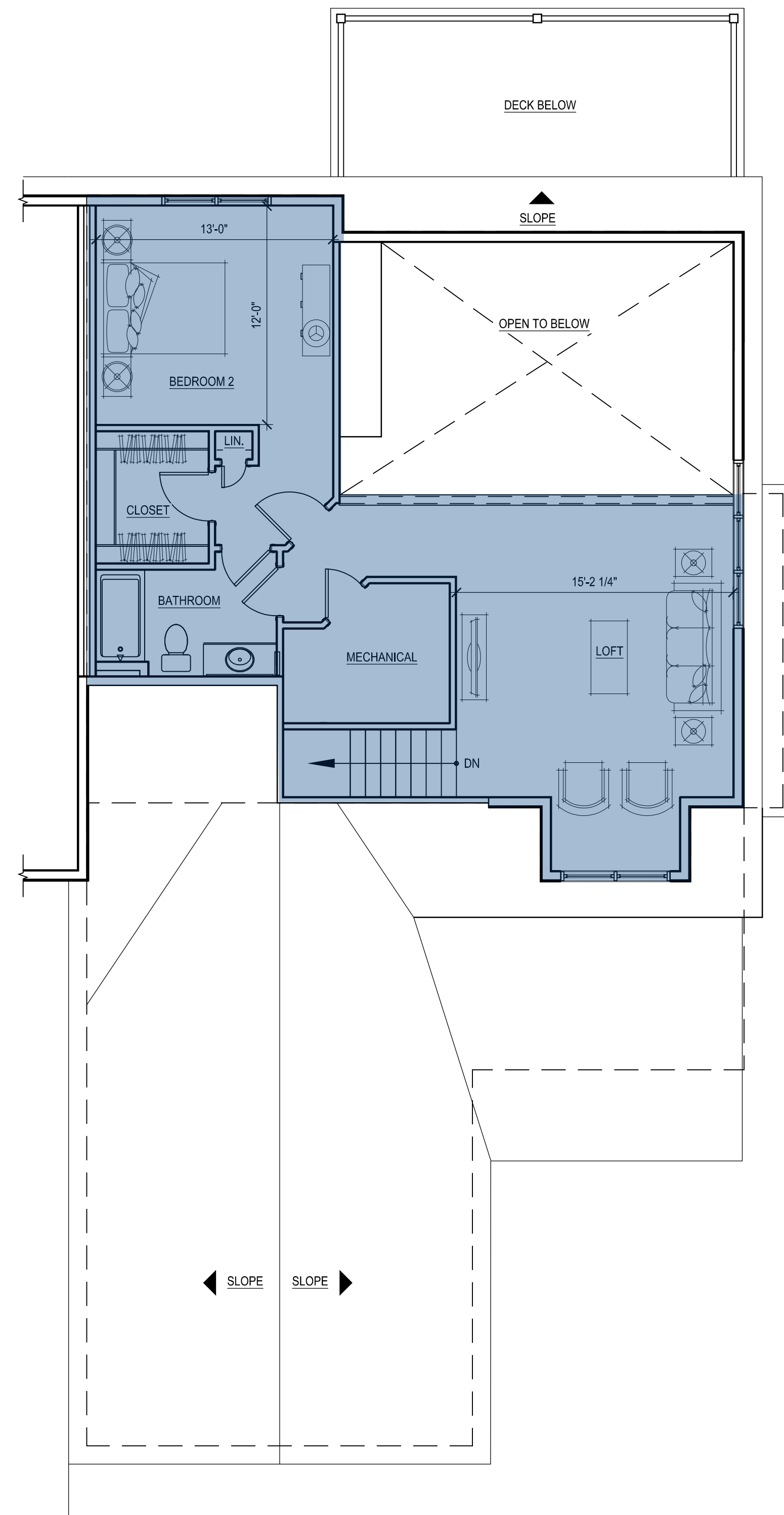
Issue Date:

April 16, 2021

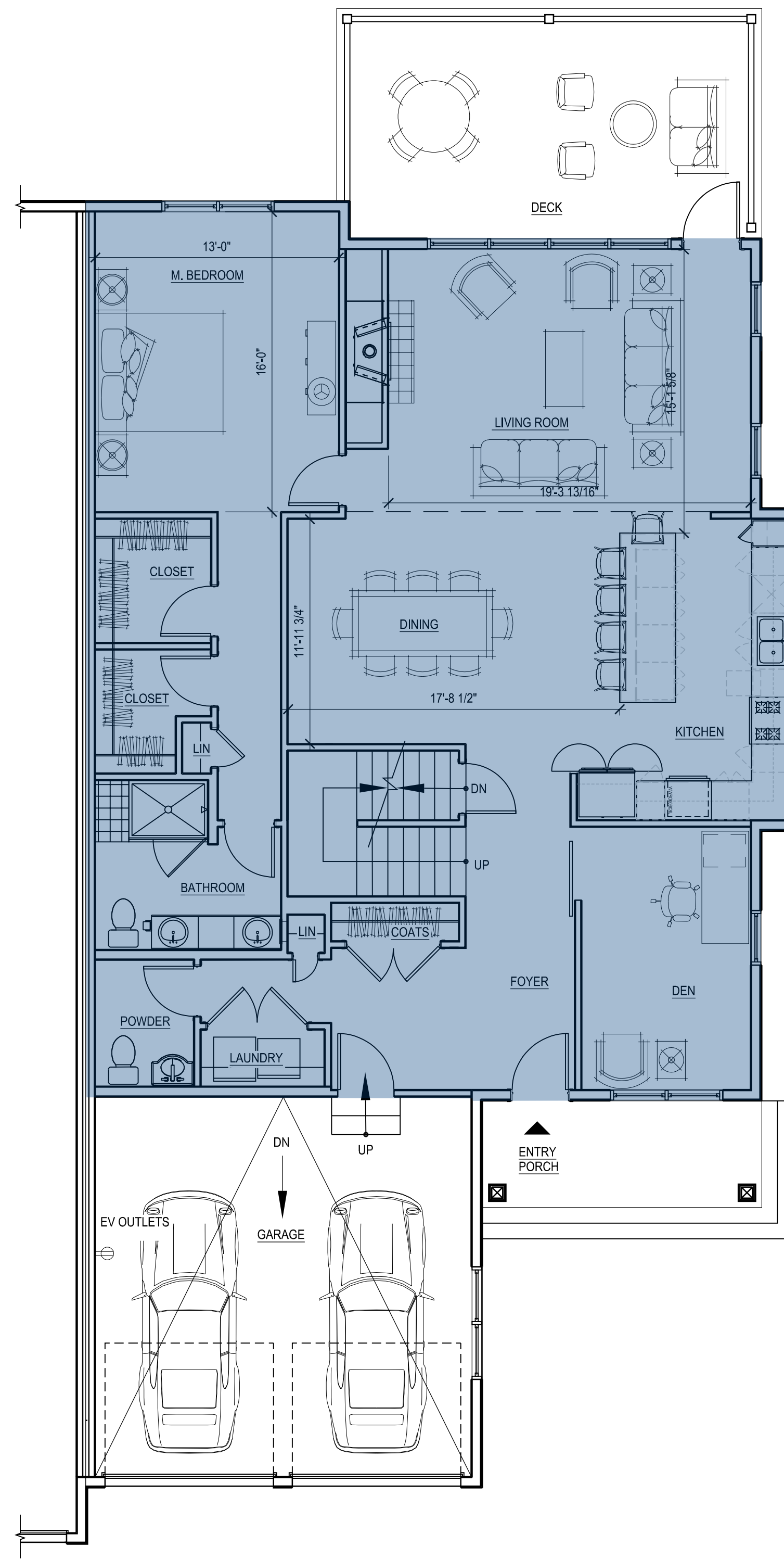
Sheet Number:

A2.03B

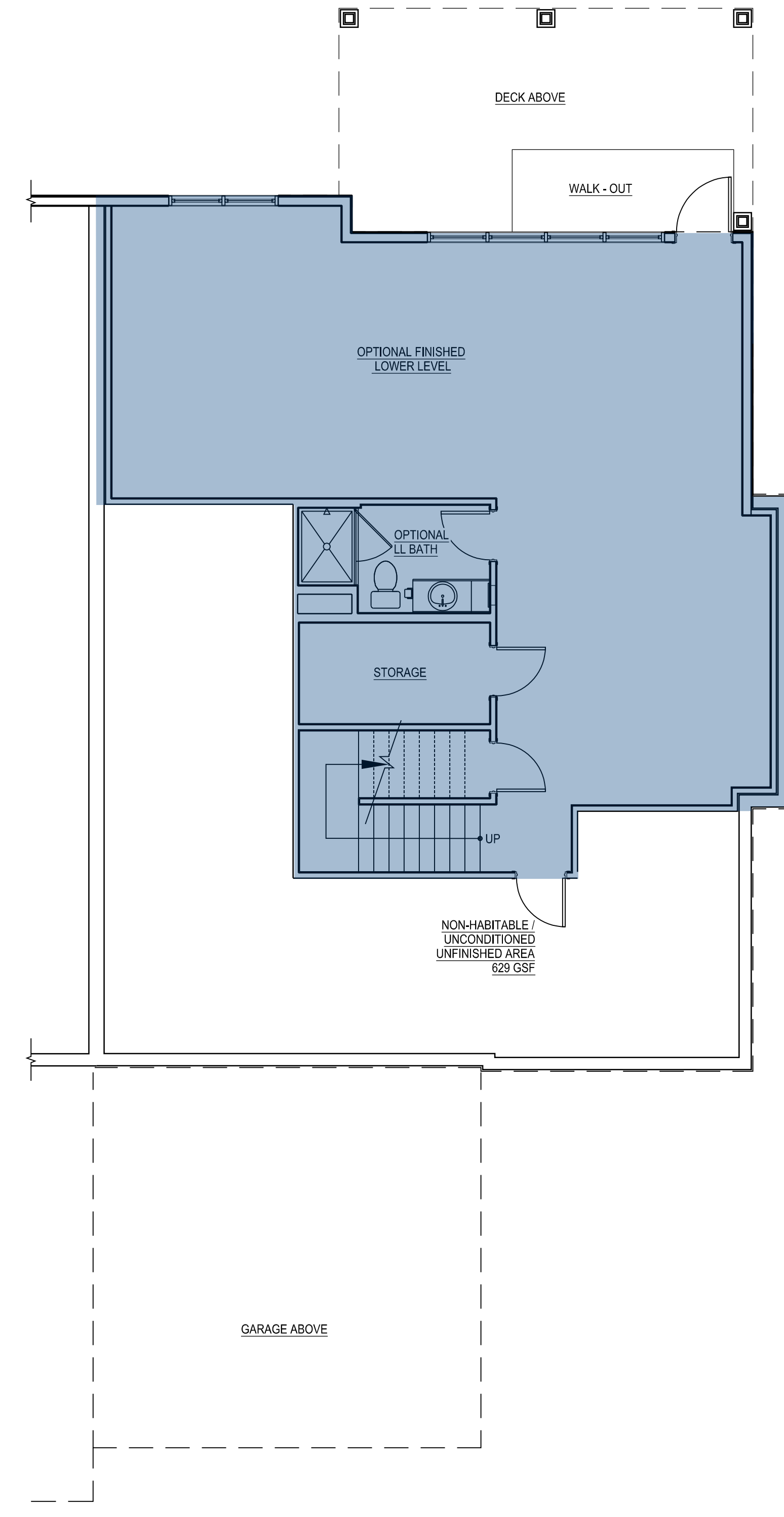
2BR END
 FRONT GARAGE
 2,343 SF LIVING AREA
 3,576 GSF



30 LOFT FLOOR PLAN
 SCALE: 3/16" = 1'-0"



20 FIRST FLOOR PLAN
 SCALE: 3/16" = 1'-0"



10 LOWER LEVEL PLAN
 SCALE: 3/16" = 1'-0"

INDICATES PORTIONS OF DWELLING UNIT INCLUDED IN GROSS FLOOR AREA TABULATION

GFA - 2BR End - Front Garage	
Floor	Sq Footage
Lower Level	1,083
1st	1,723
2nd	770
Total	3,576

NOTES:

- GROSS FLOOR AREA: GROSS FLOOR AREA IS INCLUSIVE OF ALL AREAS OF THE UNIT EXCEPT GARAGES, UNFINISHED ATTIC AREAS, EXTERIOR PORCH OR DECK AREAS, AND PORTIONS OF THE BASEMENT THAT ARE NON-HABITABLE, UNCONDITIONED AND UNFINISHED. REFER TO THE FLOOR PLANS FOR THE EXTENT OF THE NON-HABITABLE BASEMENT AREAS. GROSS FLOOR AREA IS MEASURED TO THE OUTSIDE FACE OF EXTERIOR WALLS.
- LIVING AREA: LIVING AREA IS INCLUSIVE OF ALL AREAS OF THE UNIT EXCEPT ANY BASEMENT AREAS, GARAGES, UNFINISHED ATTIC AREAS, AND EXTERIOR PORCH OR DECK AREAS. LIVING AREA IS MEASURED TO THE INSIDE FACE OF EXTERIOR WALLS.

Consultant:

Revision:

1 07-20-2021

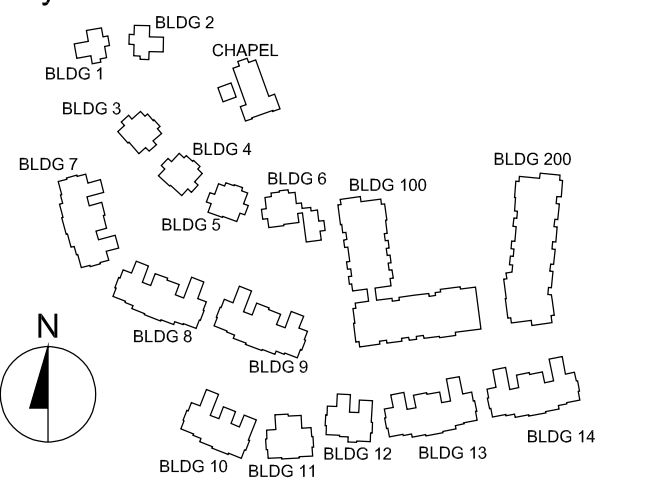
Architect of Record:

Drawn: N.B.

Checked: E.B. / Y.Y.

Scale: 3/16" = 1'-0"

Key Plan:



Project Name:

**The Residences
 at Bel Mont
 Zone III
 McLean District
 Olmsted Drive, Belmont, MA**

Sheet Name:

**2 BR End
 Side Entry Garage
 Unit Plans
 Living Area**

Project Number:

20073

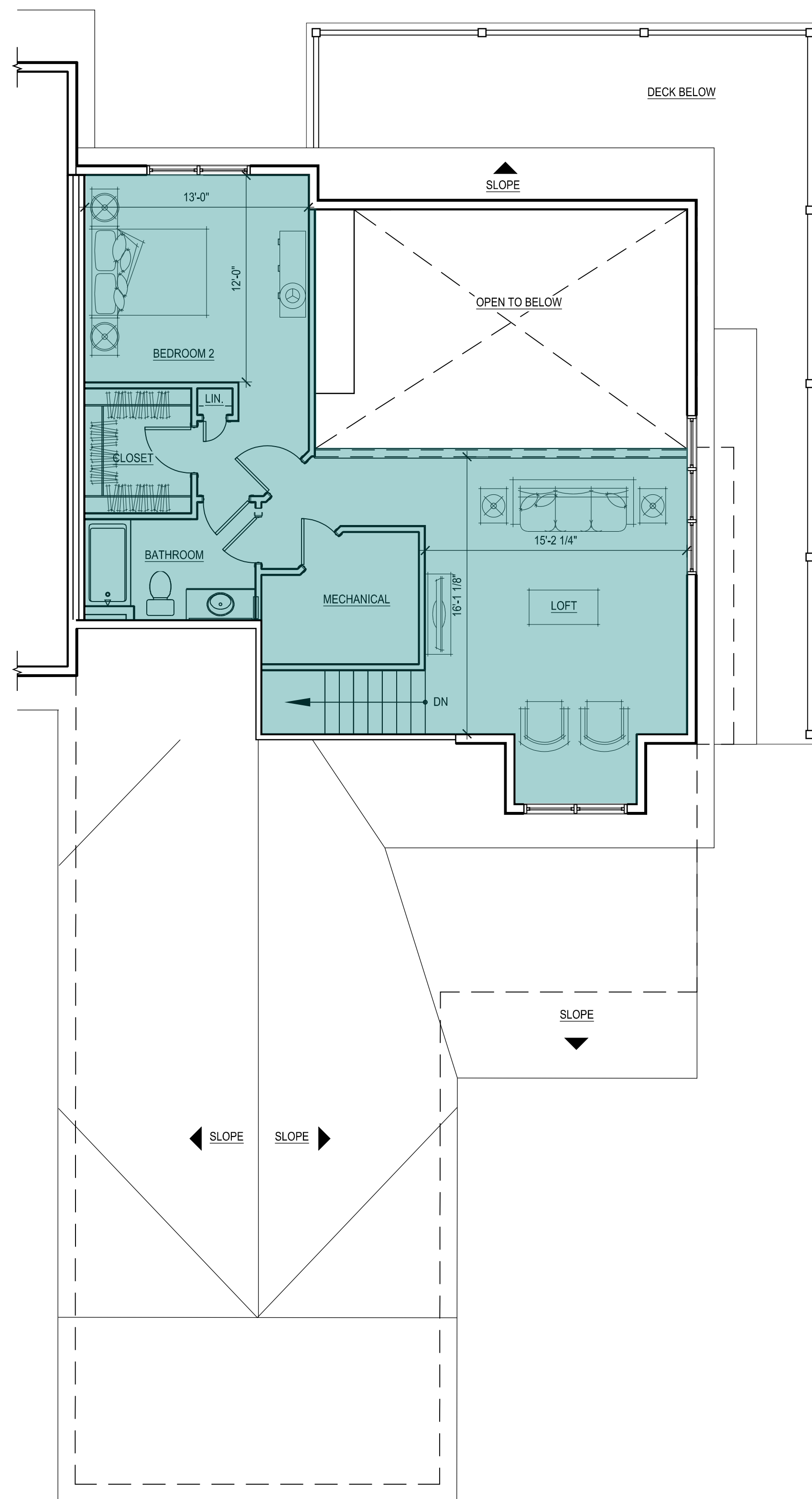
Issue Date:

April 16, 2021

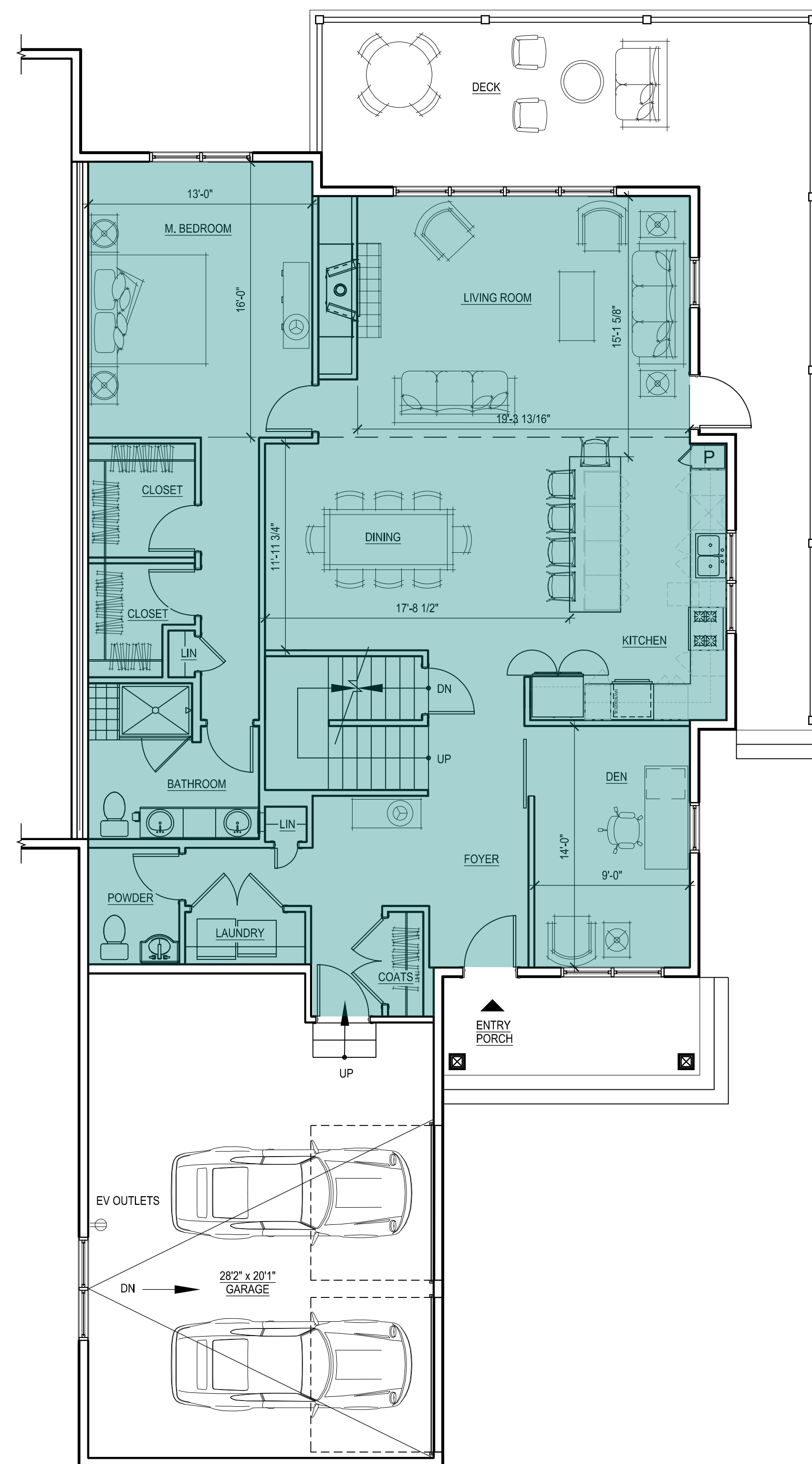
Sheet Number:

A2.04A

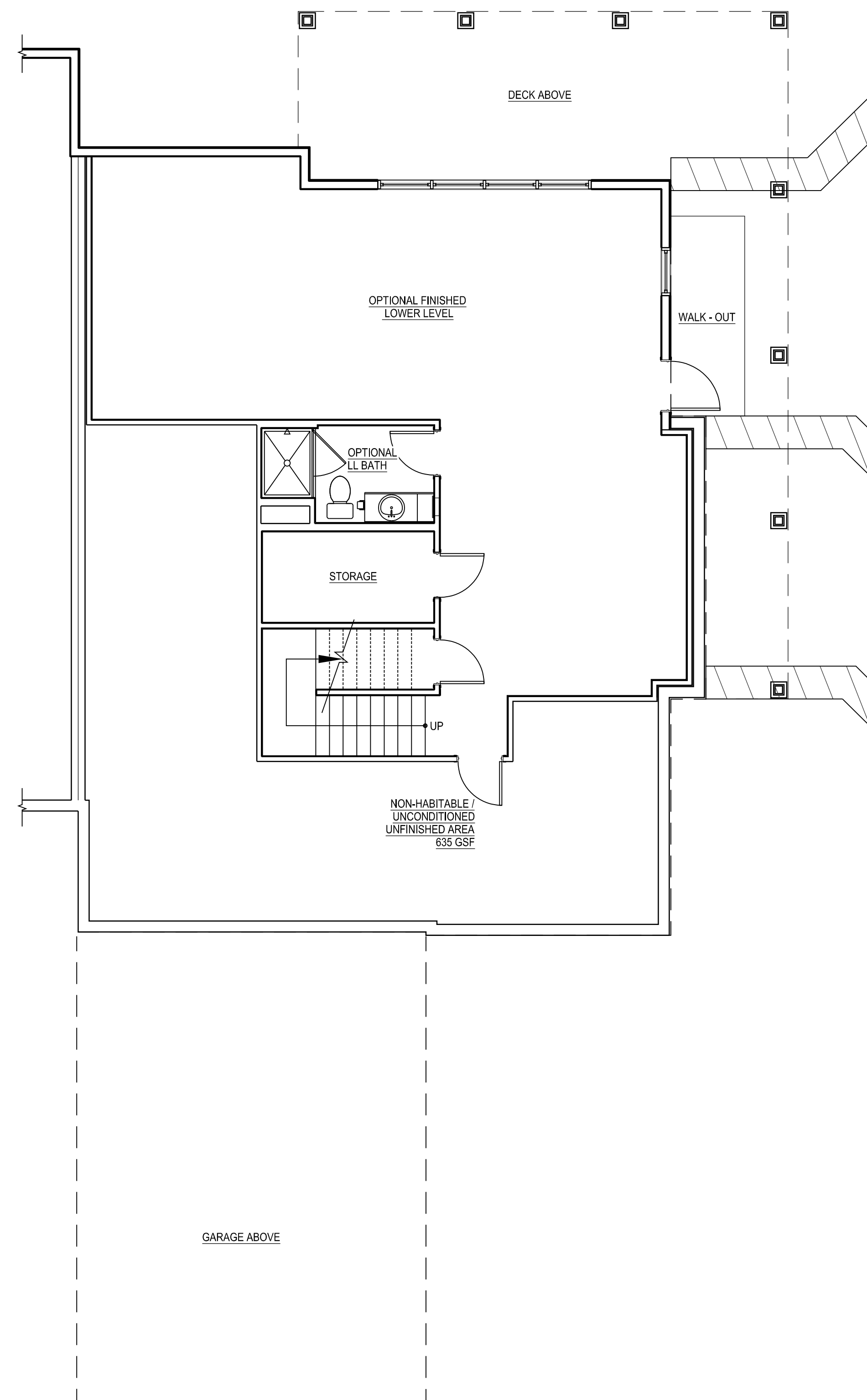
2BR END
 SIDE GARAGE
 2,363 SF LIVING AREA
 3,600 GSF



30 LOFT FLOOR PLAN
 SCALE: 3/16" = 1'-0"



20 FIRST FLOOR PLAN
 SCALE: 3/16" = 1'-0"



10 LOWER LEVEL PLAN
 SCALE: 3/16" = 1'-0"

INDICATES PORTIONS OF DWELLING UNIT INCLUDED IN LIVING AREA TABULATION

Living Area - 2BR End - Side Garage	
Floor	Sq Footage
1st	1,646
2nd	717
Total	2,363

NOTES:

- GROSS FLOOR AREA: GROSS FLOOR AREA IS INCLUSIVE OF ALL AREAS OF THE UNIT EXCEPT GARAGES, UNFINISHED ATTIC AREAS, EXTERIOR PORCH OR DECK AREAS, AND PORTIONS OF THE BASEMENT THAT ARE NON-HABITABLE, UNCONDITIONED AND UNFINISHED. REFER TO THE FLOOR PLANS FOR THE EXTENT OF THE NON-HABITABLE BASEMENT AREAS. GROSS FLOOR AREA IS MEASURED TO THE OUTSIDE FACE OF EXTERIOR WALLS.
- LIVING AREA: LIVING AREA IS INCLUSIVE OF ALL AREAS OF THE UNIT EXCEPT ANY BASEMENT AREAS, GARAGES, UNFINISHED ATTIC AREAS, AND EXTERIOR PORCH OR DECK AREAS. LIVING AREA IS MEASURED TO THE INSIDE FACE OF EXTERIOR WALLS.

Consultant:

Revision:

1 07-20-2021

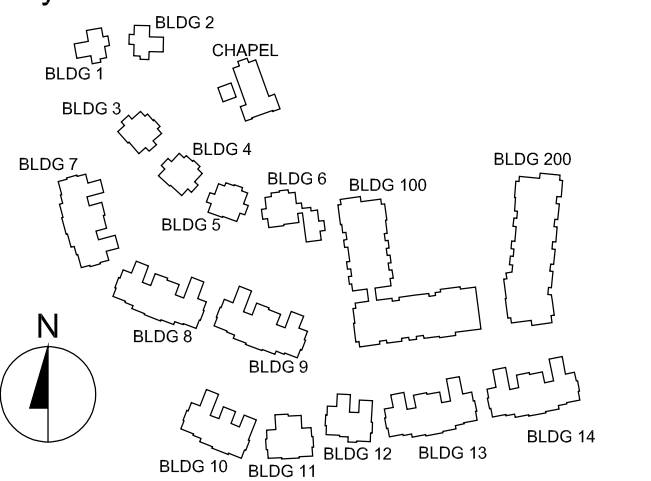
Architect of Record:

Drawn: N.B.

Checked: E.B. / Y.Y.

Scale: 3/16" = 1'-0"

Key Plan:



Project Name:

**The Residences
 at Bel Mont
 Zone III
 McLean District
 Olmsted Drive, Belmont, MA**

Sheet Name:

**2 BR End
 Side Entry Garage
 Unit Plans
 Gross Floor Area**

Project Number:

20073

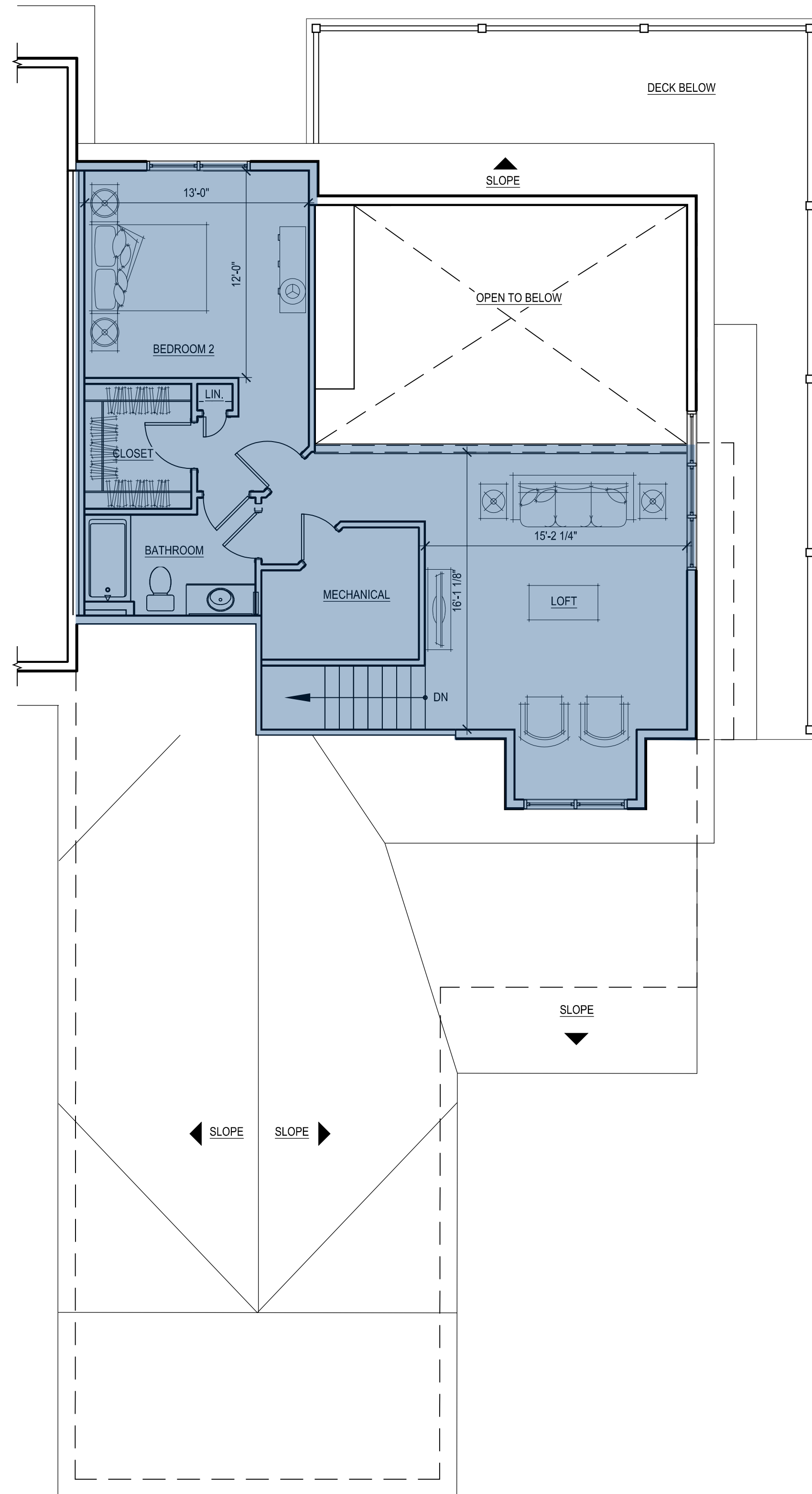
Issue Date:

April 16, 2021

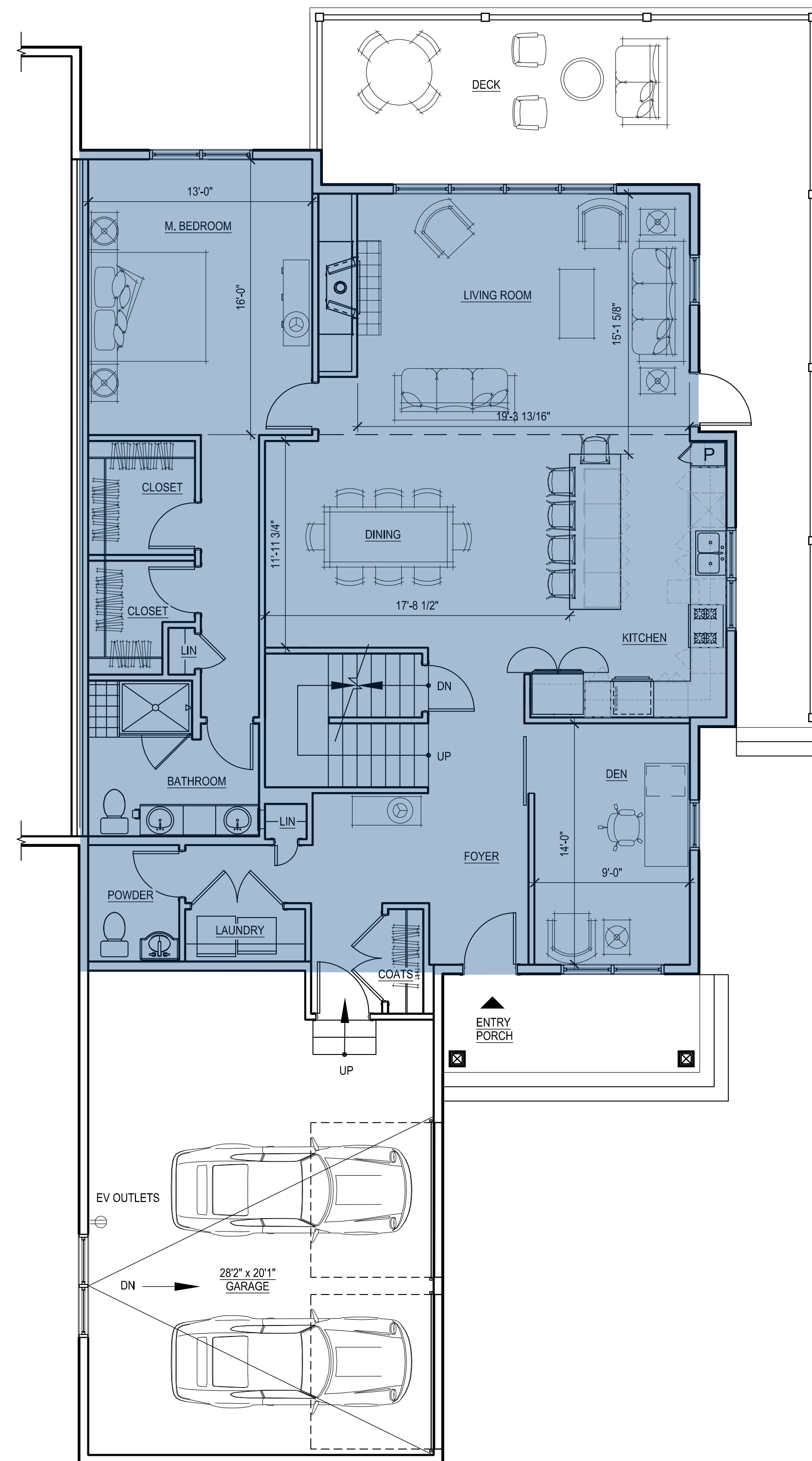
Sheet Number:

A2.04B

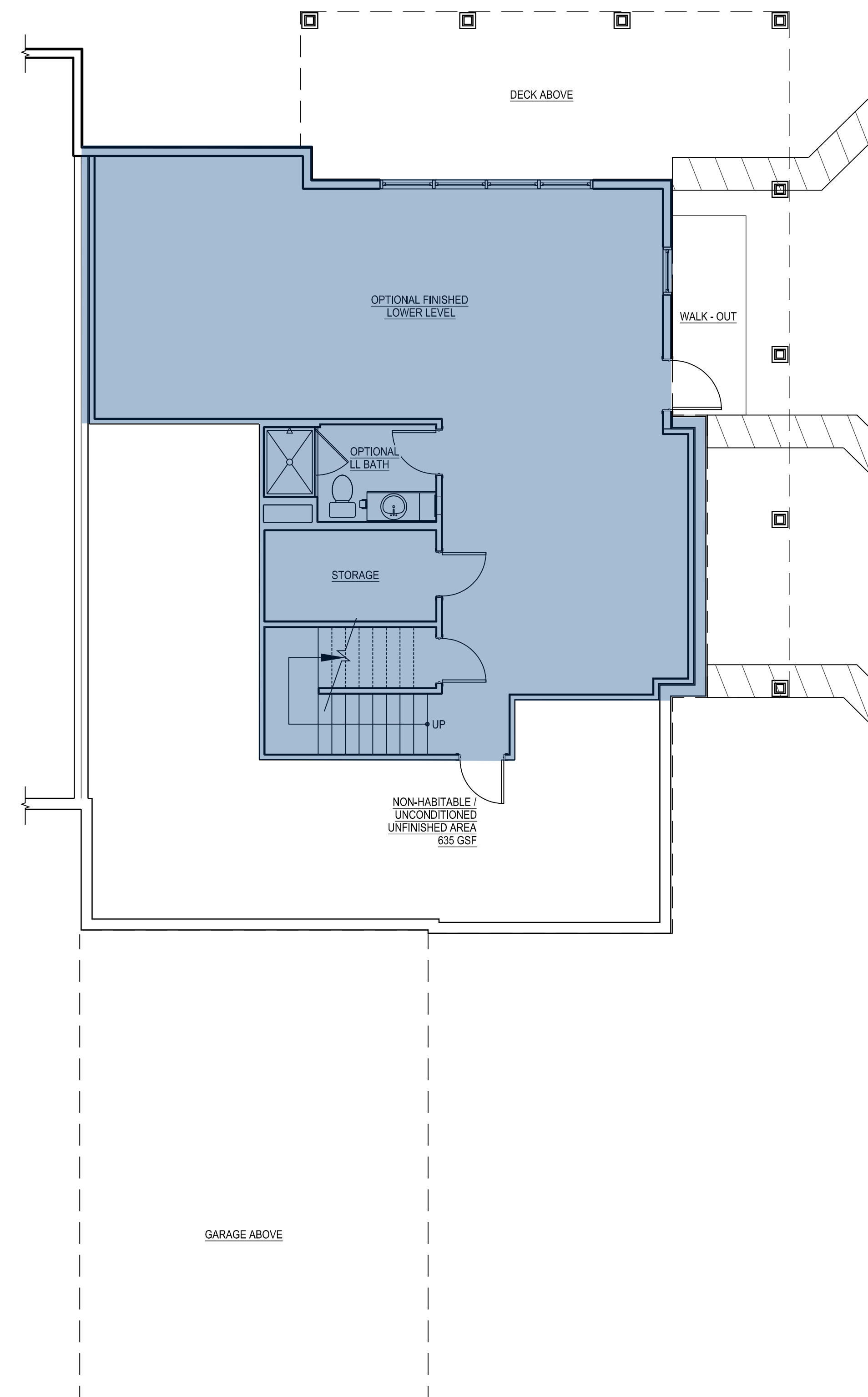
2BR END
 SIDE GARAGE
 2,363 SF LIVING AREA
 3,600 GSF



30 LOFT FLOOR PLAN
 SCALE: 3/16" = 1'-0"



20 FIRST FLOOR PLAN
 SCALE: 3/16" = 1'-0"



10 LOWER LEVEL PLAN
 SCALE: 3/16" = 1'-0"

INDICATES PORTIONS OF DWELLING UNIT INCLUDED IN GROSS FLOOR AREA TABULATION

GFA - 2BR End - Side Garage	
Floor	Sq Footage
Lower Level	1,084
1st	1,746
2nd	770
Total	3,600

NOTES:

- GROSS FLOOR AREA: GROSS FLOOR AREA IS INCLUSIVE OF ALL AREAS OF THE UNIT EXCEPT GARAGES, UNFINISHED ATTIC AREAS, EXTERIOR PORCH OR DECK AREAS, AND PORTIONS OF THE BASEMENT THAT ARE NON-HABITABLE, UNCONDITIONED AND UNFINISHED. REFER TO THE FLOOR PLANS FOR THE EXTENT OF THE NON-HABITABLE BASEMENT AREAS. GROSS FLOOR AREA IS MEASURED TO THE OUTSIDE FACE OF EXTERIOR WALLS.
- LIVING AREA: LIVING AREA IS INCLUSIVE OF ALL AREAS OF THE UNIT EXCEPT ANY BASEMENT AREAS, GARAGES, UNFINISHED ATTIC AREAS, AND EXTERIOR PORCH OR DECK AREAS. LIVING AREA IS MEASURED TO THE INSIDE FACE OF EXTERIOR WALLS.

Consultant:

Revision:

1 07-20-2021

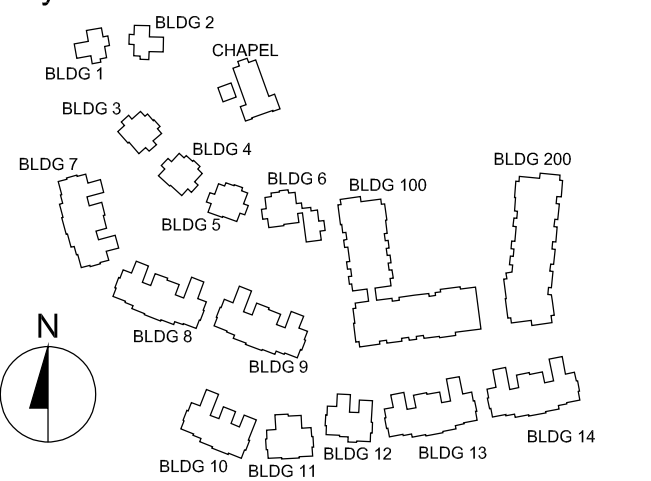
Architect of Record:

Drawn: N.B.

Checked: E.B. / Y.Y.

Scale: 3/16" = 1'-0"

Key Plan:



Project Name:

**The Residences
 at Belmont
 Zone III
 McLean District
 Olmsted Drive, Belmont, MA**

Sheet Name:

**3 BR End - A
 Front Entry Garage
 Unit Plans
 Living Area**

Project Number:

20073

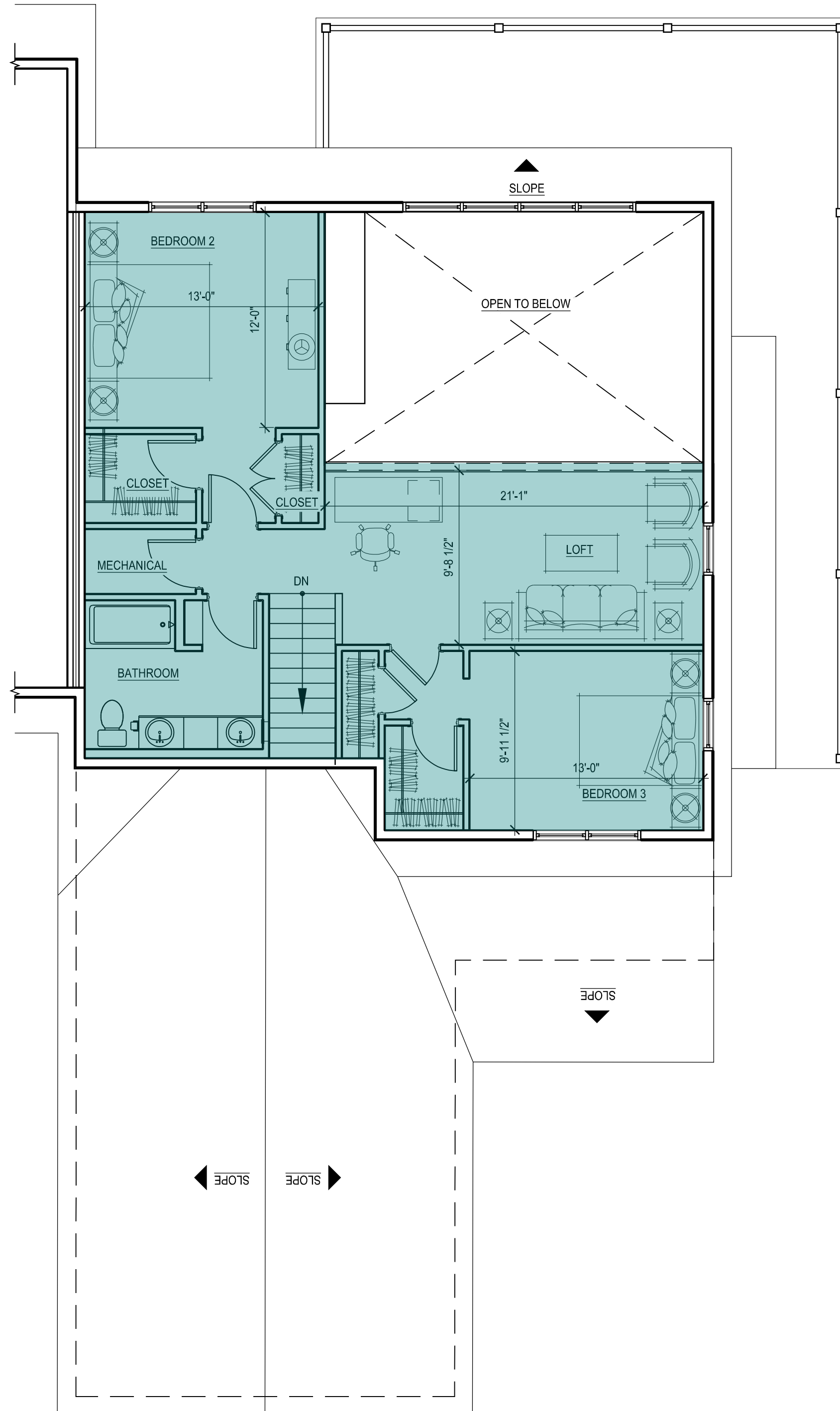
Issue Date:

April 16, 2021

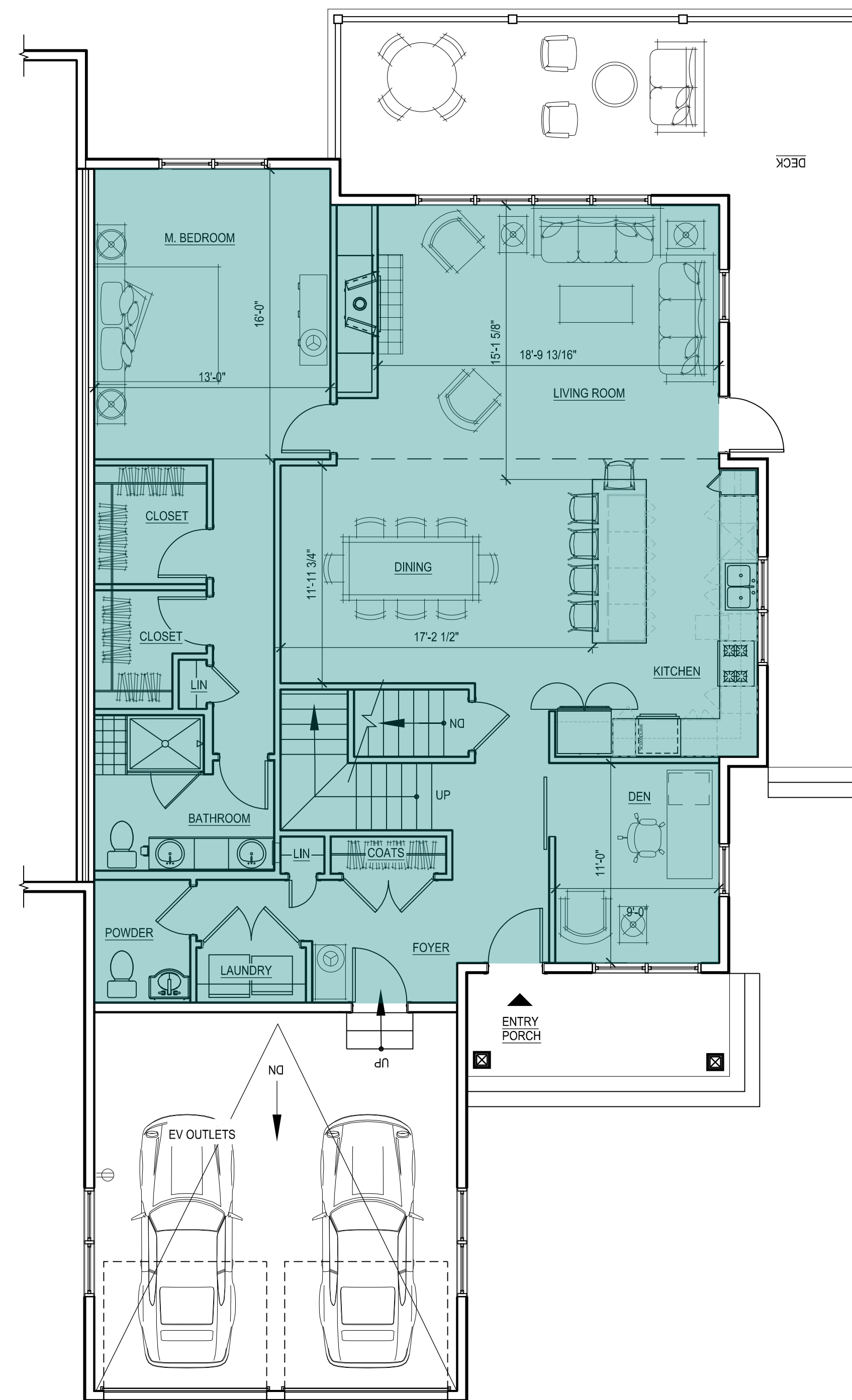
Sheet Number:

A2.05A

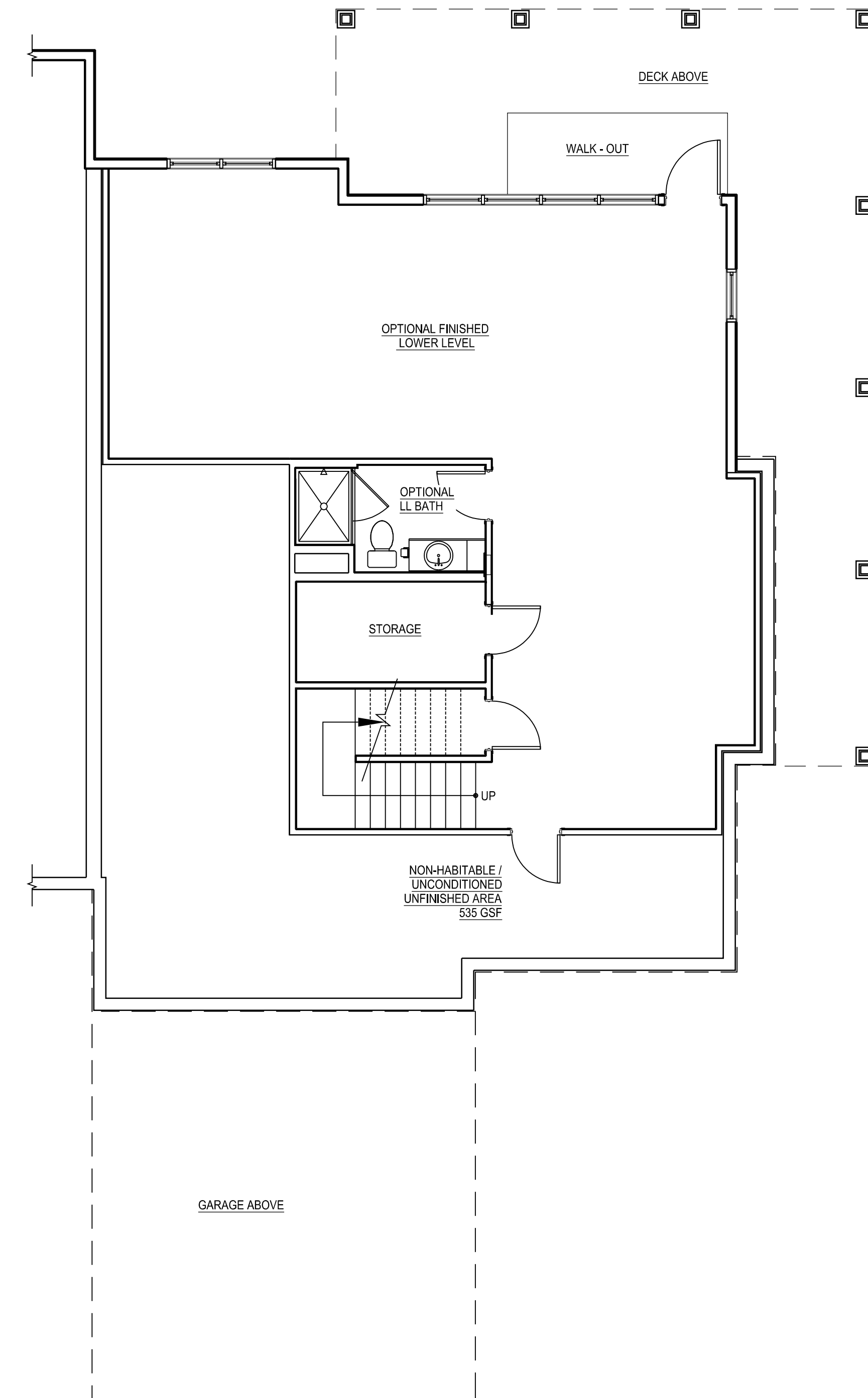
3BR END - A
 FRONT GARAGE
 2,338 SF LIVING AREA
 3,595 GSF



30 LOFT FLOOR PLAN
 SCALE: 3/16" = 1'-0"



20 FIRST FLOOR PLAN
 SCALE: 3/16" = 1'-0"



10 LOWER LEVEL PLAN
 SCALE: 3/16" = 1'-0"

INDICATES PORTIONS OF DWELLING UNIT INCLUDED IN LIVING AREA TABULATION

Living Area - 3BR End A - Front Garage	
Floor	Sq Footage
1st	1,546
2nd	792
Total	2,338

NOTES:

- GROSS FLOOR AREA: GROSS FLOOR AREA IS INCLUSIVE OF ALL AREAS OF THE UNIT EXCEPT GARAGES, UNFINISHED ATTIC AREAS, EXTERIOR PORCH OR DECK AREAS, AND PORTIONS OF THE BASEMENT THAT ARE NON-HABITABLE, UNCONDITIONED AND UNFINISHED. REFER TO THE FLOOR PLANS FOR THE EXTENT OF THE NON-HABITABLE BASEMENT AREAS. GROSS FLOOR AREA IS MEASURED TO THE OUTSIDE FACE OF EXTERIOR WALLS.
- LIVING AREA: LIVING AREA IS INCLUSIVE OF ALL AREAS OF THE UNIT EXCEPT ANY BASEMENT AREAS, GARAGES, UNFINISHED ATTIC AREAS, AND EXTERIOR PORCH OR DECK AREAS. LIVING AREA IS MEASURED TO THE INSIDE FACE OF EXTERIOR WALLS.

Consultant:

Revision:

1 07-20-2021

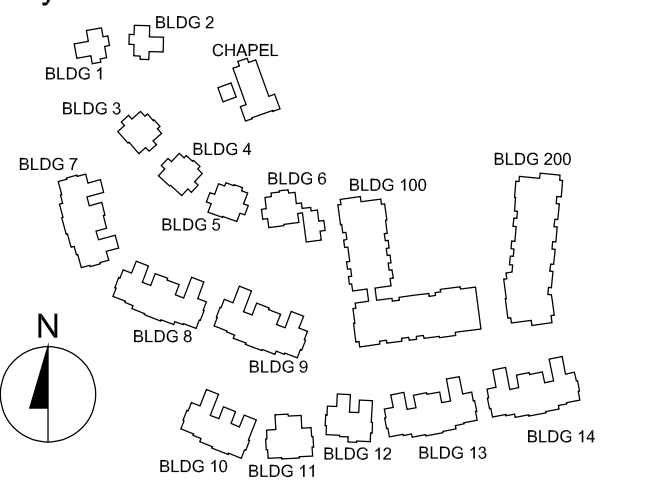
Architect of Record:

Drawn: N.B.

Checked: E.B. / Y.Y.

Scale: 3/16" = 1'-0"

Key Plan:



Project Name:

**The Residences
 at Bel Mont
 Zone III
 McLean District
 Olmsted Drive, Belmont, MA**

Sheet Name:

**3 BR End - A
 Front Entry Garage
 Unit Plans
 Gross Floor Area**

Project Number:

20073

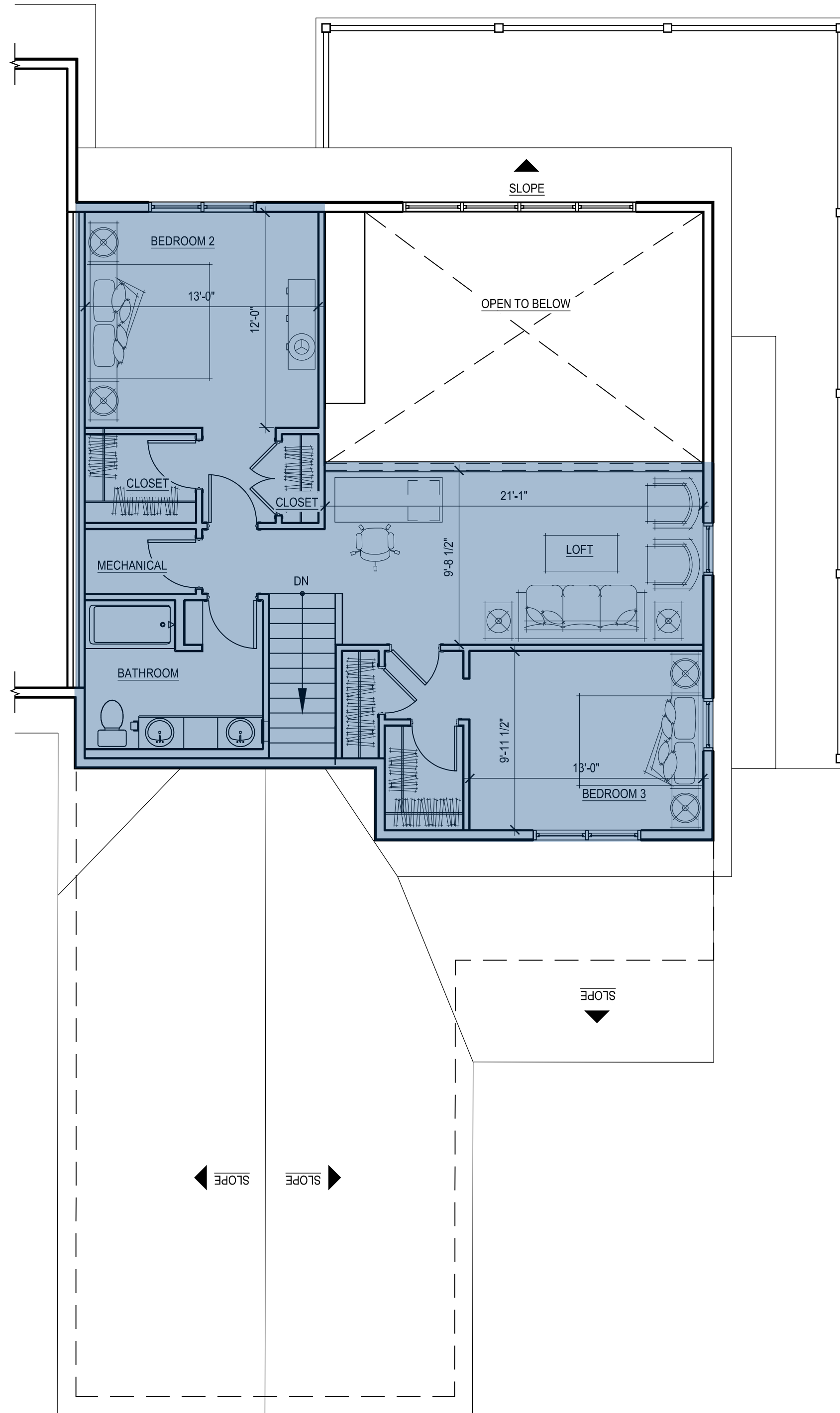
Issue Date:

April 16, 2021

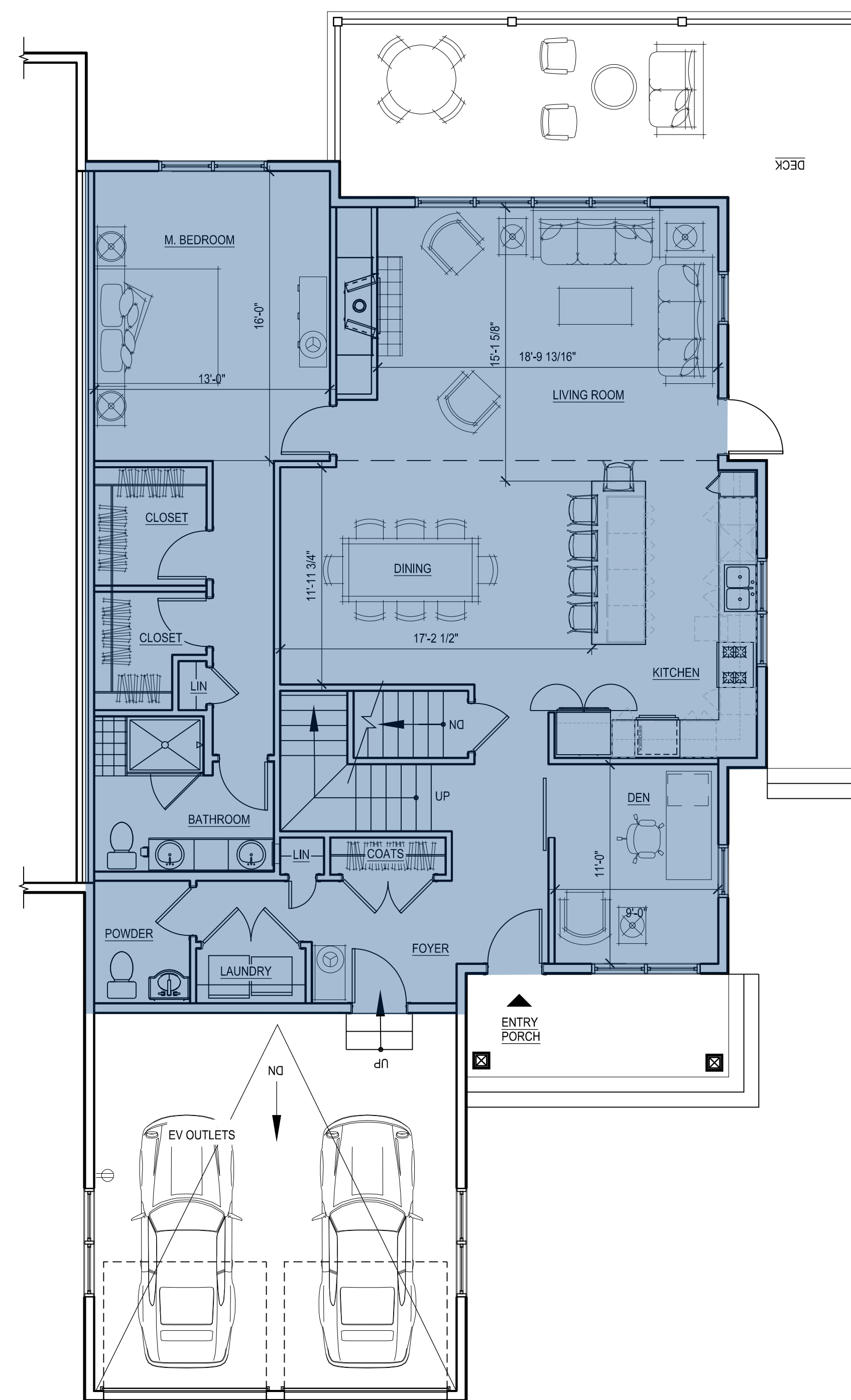
Sheet Number:

A2.05B

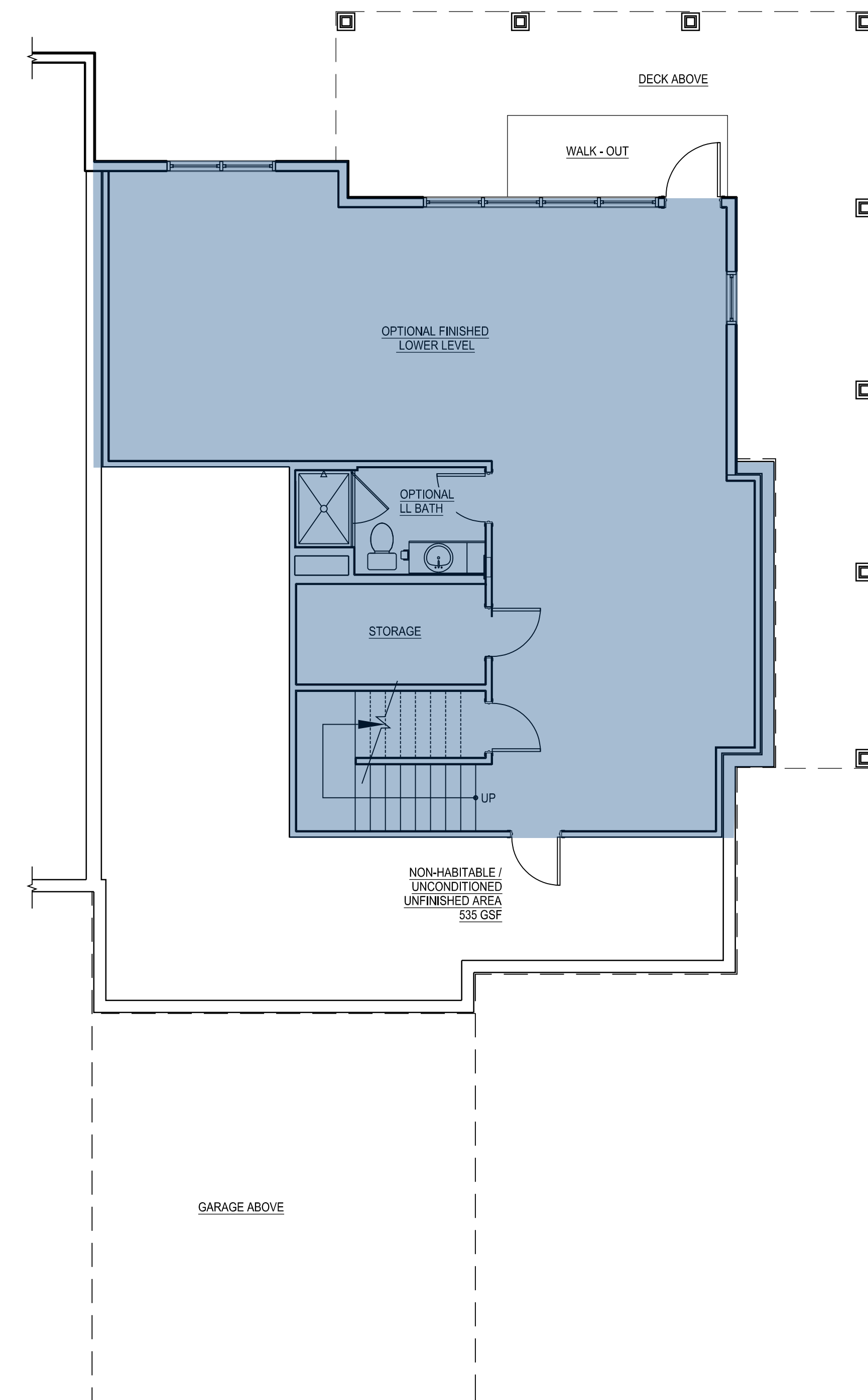
3BR END - A
 FRONT GARAGE
 2,338 SF LIVING AREA
 3,595 GSF



30 LOFT FLOOR PLAN
 SCALE: 3/16" = 1'-0"



20 FIRST FLOOR PLAN
 SCALE: 3/16" = 1'-0"



10 LOWER LEVEL PLAN
 SCALE: 3/16" = 1'-0"

INDICATES PORTIONS OF DWELLING UNIT INCLUDED IN GROSS FLOOR AREA TABULATION

GFA - 3BR End A - Front Garage	
Floor	Sq Footage
Lower Level	1,102
1st	1,643
2nd	850
Total	3,595

NOTES:

- GROSS FLOOR AREA: GROSS FLOOR AREA IS INCLUSIVE OF ALL AREAS OF THE UNIT EXCEPT GARAGES, UNFINISHED ATTIC AREAS, EXTERIOR PORCH OR DECK AREAS, AND PORTIONS OF THE BASEMENT THAT ARE NON-HABITABLE, UNCONDITIONED AND UNFINISHED. REFER TO THE FLOOR PLANS FOR THE EXTENT OF THE NON-HABITABLE BASEMENT AREAS. GROSS FLOOR AREA IS MEASURED TO THE OUTSIDE FACE OF EXTERIOR WALLS.
- LIVING AREA: LIVING AREA IS INCLUSIVE OF ALL AREAS OF THE UNIT EXCEPT ANY BASEMENT AREAS, GARAGES, UNFINISHED ATTIC AREAS, AND EXTERIOR PORCH OR DECK AREAS. LIVING AREA IS MEASURED TO THE INSIDE FACE OF EXTERIOR WALLS.

Consultant:

Revision:

1 07-20-2021

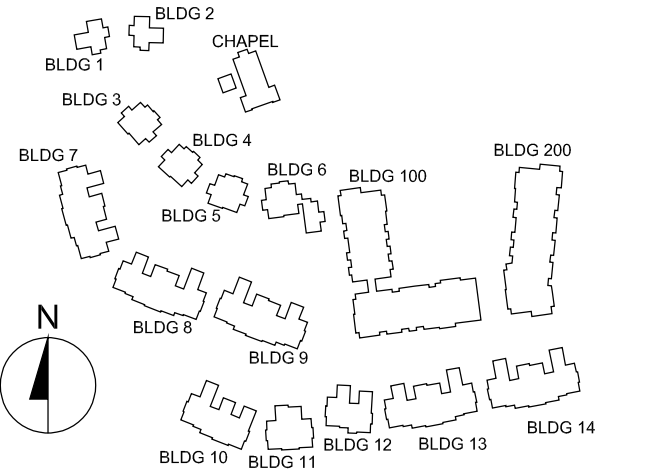
Architect of Record:

Drawn: N.B.

Checked: E.B. / Y.Y.

Scale: 3/16" = 1'-0"

Key Plan:



Project Name:

**The Residences
 at Bel Mont
 Zone III
 McLean District
 Olmsted Drive, Belmont, MA**

Sheet Name:

**3 BR End - A
 Side Entry Garage
 Unit Plans
 Living Area**

Project Number:

20073

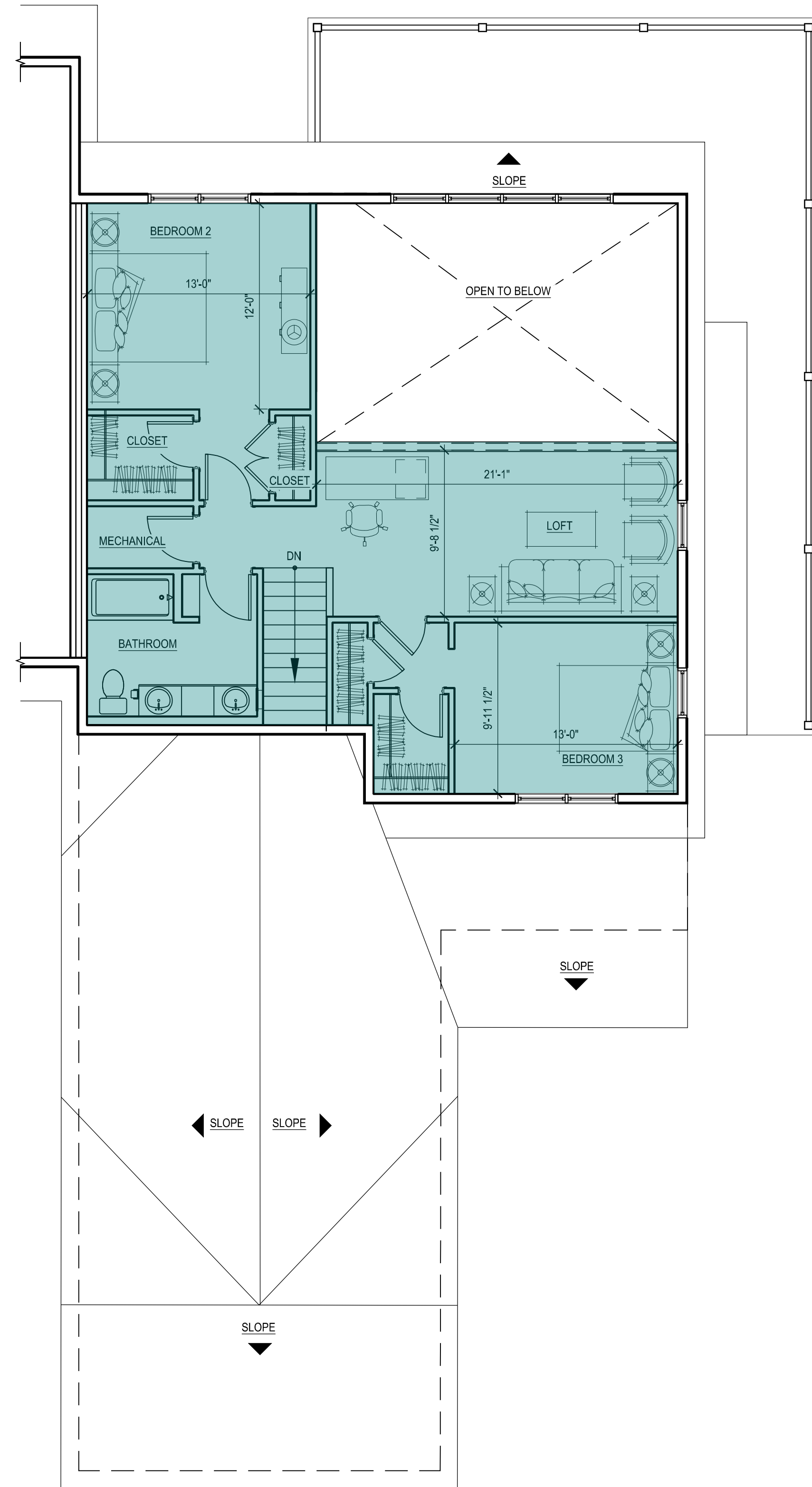
Issue Date:

April 16, 2021

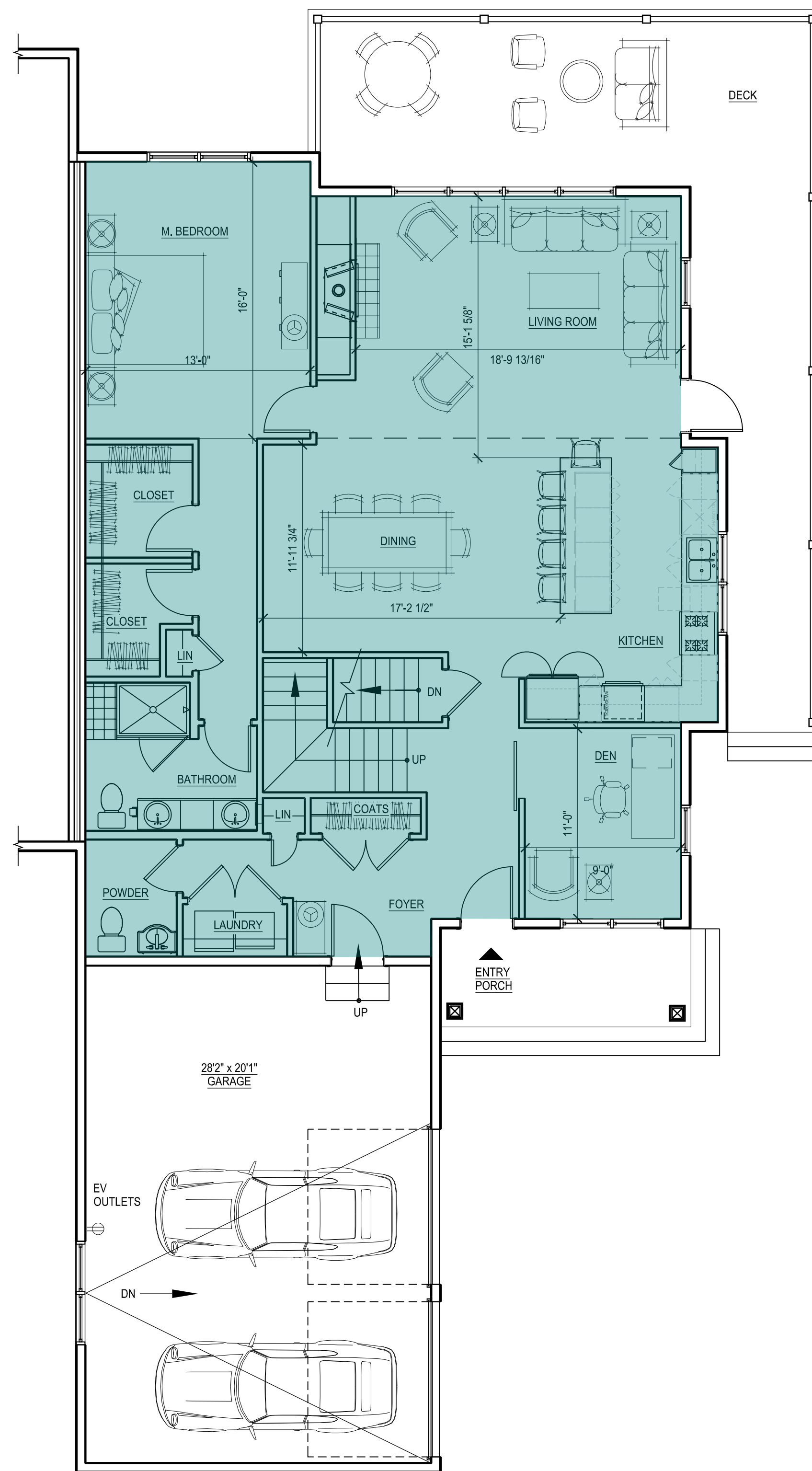
Sheet Number:

A2.06A

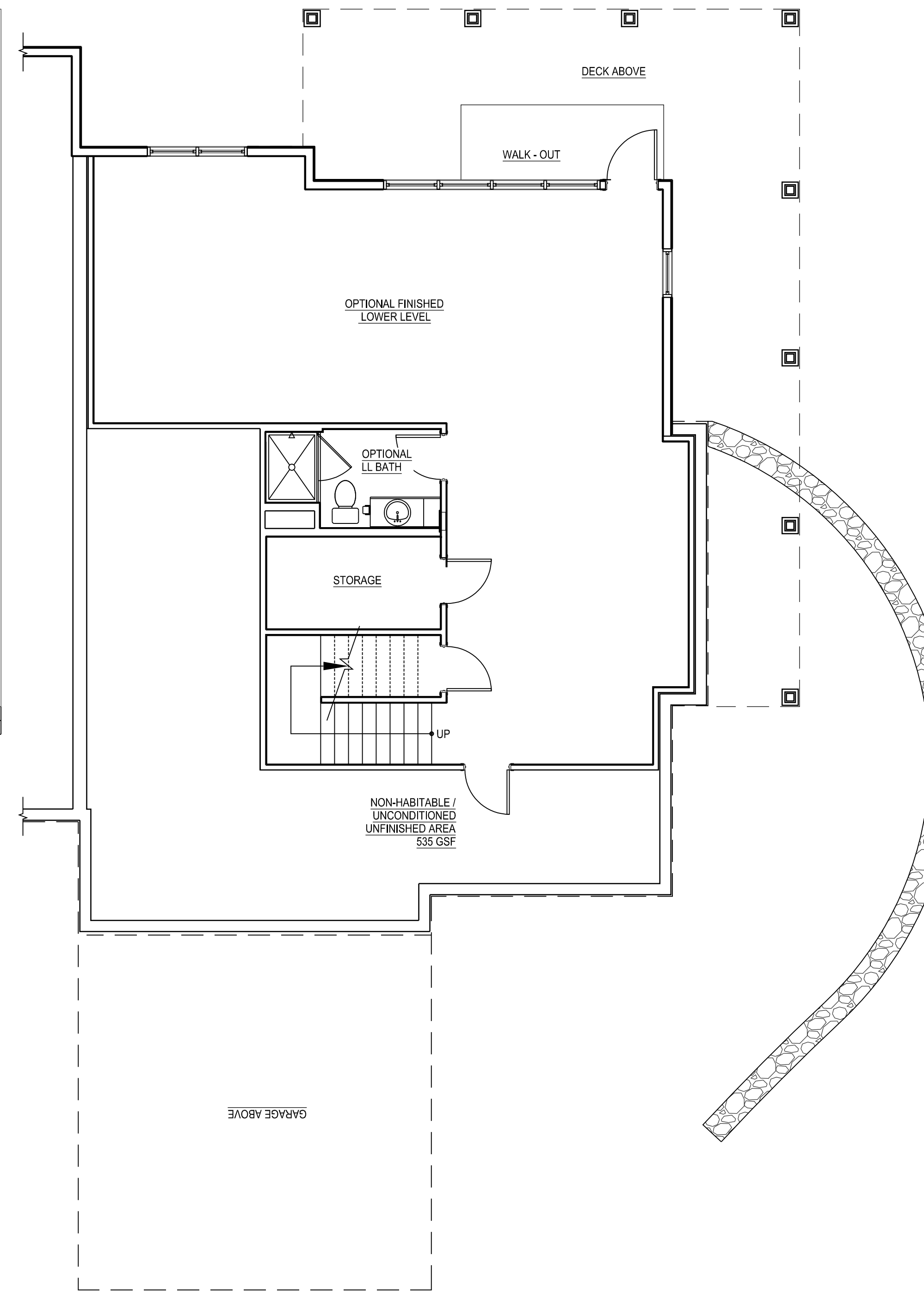
3BR END - A
 SIDE GARAGE
 2,338 SF LIVING AREA
 3,595 GSF



30 LOFT FLOOR PLAN
 SCALE: 3/16" = 1'-0"



20 FIRST FLOOR PLAN
 SCALE: 3/16" = 1'-0"



10 LOWER LEVEL PLAN
 SCALE: 3/16" = 1'-0"

INDICATES PORTIONS OF DWELLING UNIT INCLUDED IN LIVING AREA TABULATION

Living Area - 3BR End A - Side Garage	
Floor	Sq Footage
1st	1,546
2nd	792
Total	2,338

- NOTES:
- GROSS FLOOR AREA: GROSS FLOOR AREA IS INCLUSIVE OF ALL AREAS OF THE UNIT EXCEPT GARAGES, UNFINISHED ATTIC AREAS, EXTERIOR PORCH OR DECK AREAS, AND PORTIONS OF THE BASEMENT THAT ARE NON-HABITABLE, UNCONDITIONED AND UNFINISHED. REFER TO THE FLOOR PLANS FOR THE EXTENT OF THE NON-HABITABLE BASEMENT AREAS. GROSS FLOOR AREA IS MEASURED TO THE OUTSIDE FACE OF EXTERIOR WALLS.
 - LIVING AREA: LIVING AREA IS INCLUSIVE OF ALL AREAS OF THE UNIT EXCEPT ANY BASEMENT AREAS, GARAGES, UNFINISHED ATTIC AREAS, AND EXTERIOR PORCH OR DECK AREAS. LIVING AREA IS MEASURED TO THE INSIDE FACE OF EXTERIOR WALLS.

Consultant:

Revision:

1 07-20-2021

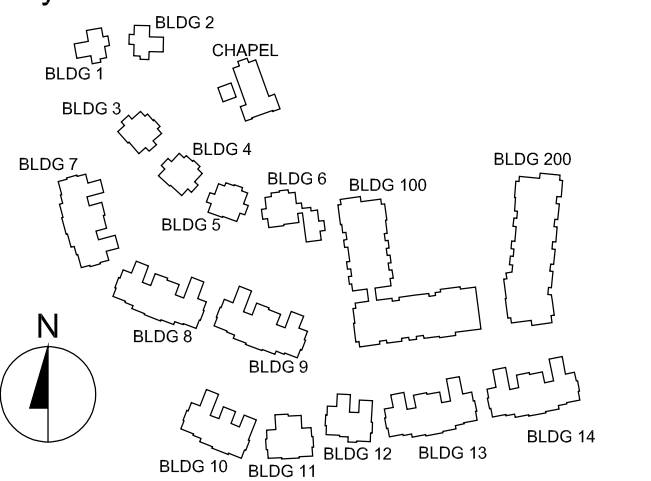
Architect of Record:

Drawn: N.B.

Checked: E.B. / Y.Y.

Scale: 3/16" = 1'-0"

Key Plan:



Project Name:

**The Residences
 at Bel Mont
 Zone III
 McLean District
 Olmsted Drive, Belmont, MA**

Sheet Name:

**3 BR End - A
 Side Entry Garage
 Unit Plans
 Gross Floor Area**

Project Number:

20073

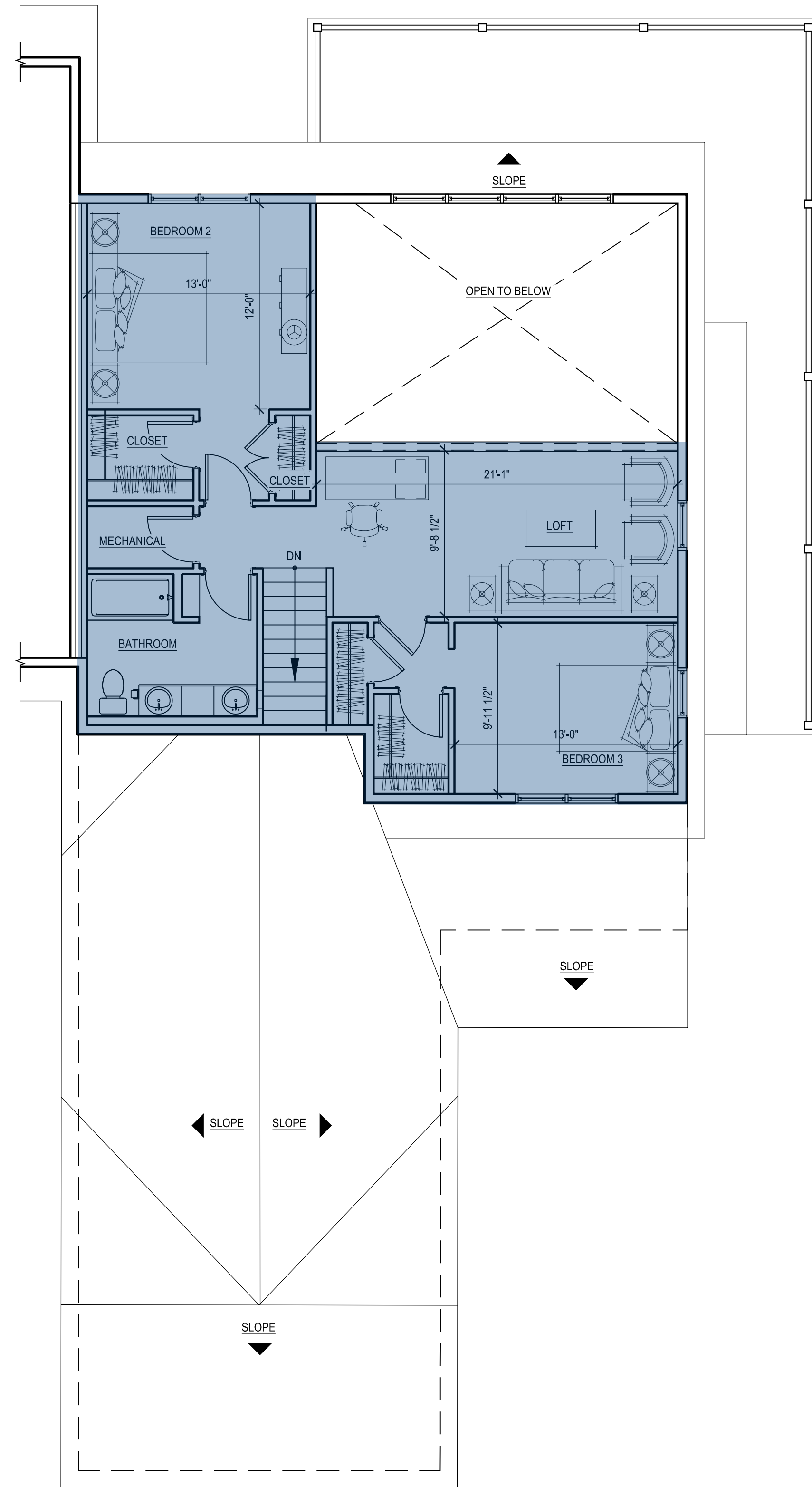
Issue Date:

April 16, 2021

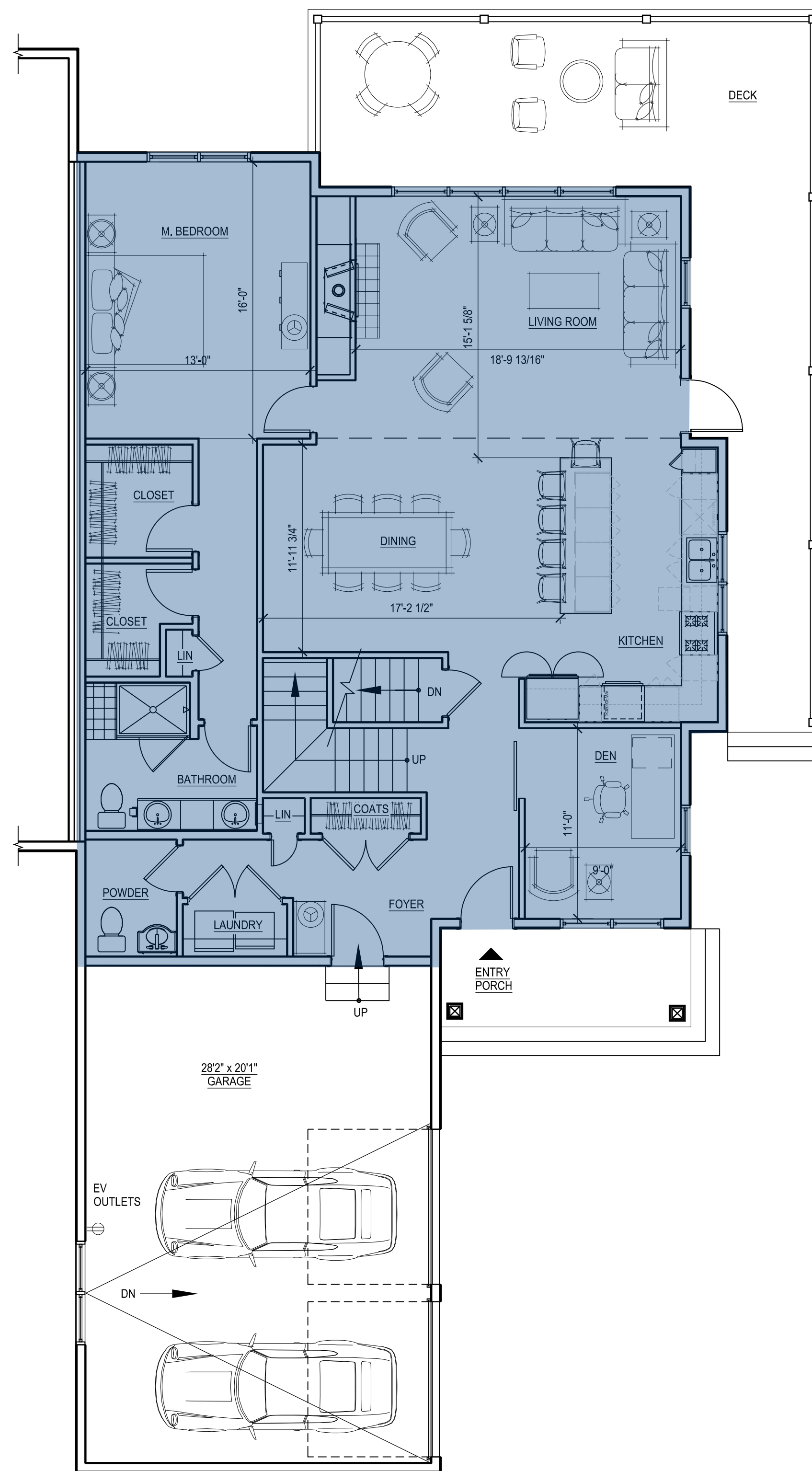
Sheet Number:

A2.06B

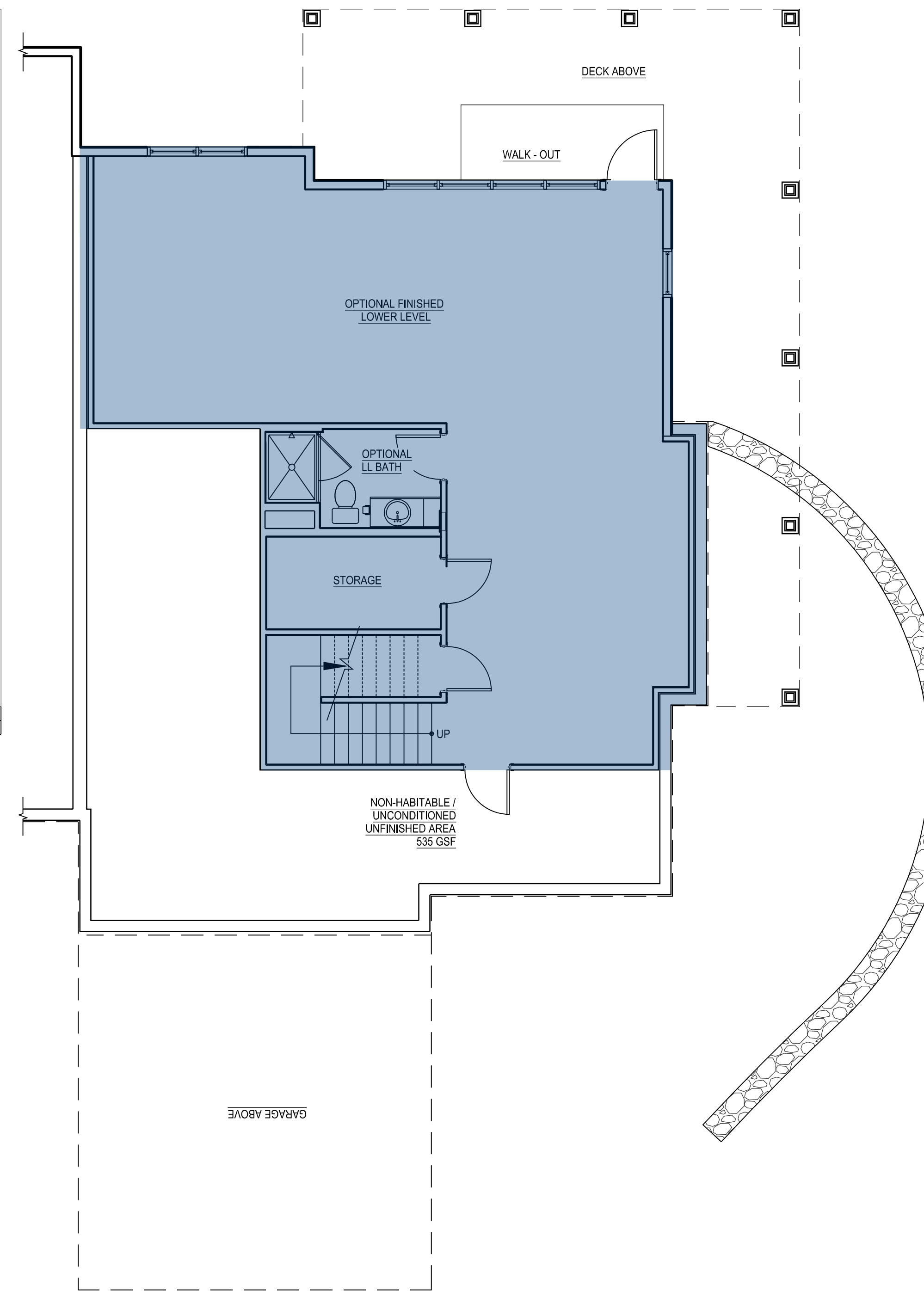
3BR END - A
 SIDE GARAGE
 2,338 SF LIVING AREA
 3,595 GSF



30 LOFT FLOOR PLAN
 SCALE: 3/16" = 1'-0"



20 FIRST FLOOR PLAN
 SCALE: 3/16" = 1'-0"



10 LOWER LEVEL PLAN
 SCALE: 3/16" = 1'-0"

INDICATES PORTIONS OF DWELLING UNIT INCLUDED IN GROSS FLOOR AREA TABULATION

GFA - 3BR End A - Side Garage	
Floor	Sq Footage
Lower Level	1,102
1st	1,643
2nd	850
Total	3,595

NOTES:

- GROSS FLOOR AREA: GROSS FLOOR AREA IS INCLUSIVE OF ALL AREAS OF THE UNIT EXCEPT GARAGES, UNFINISHED ATTIC AREAS, EXTERIOR PORCH OR DECK AREAS, AND PORTIONS OF THE BASEMENT THAT ARE NON-HABITABLE, UNCONDITIONED AND UNFINISHED. REFER TO THE FLOOR PLANS FOR THE EXTENT OF THE NON-HABITABLE BASEMENT AREAS. GROSS FLOOR AREA IS MEASURED TO THE OUTSIDE FACE OF EXTERIOR WALLS.
- LIVING AREA: LIVING AREA IS INCLUSIVE OF ALL AREAS OF THE UNIT EXCEPT ANY BASEMENT AREAS, GARAGES, UNFINISHED ATTIC AREAS, AND EXTERIOR PORCH OR DECK AREAS. LIVING AREA IS MEASURED TO THE INSIDE FACE OF EXTERIOR WALLS.

Consultant:

Revision:

1 07-20-2021

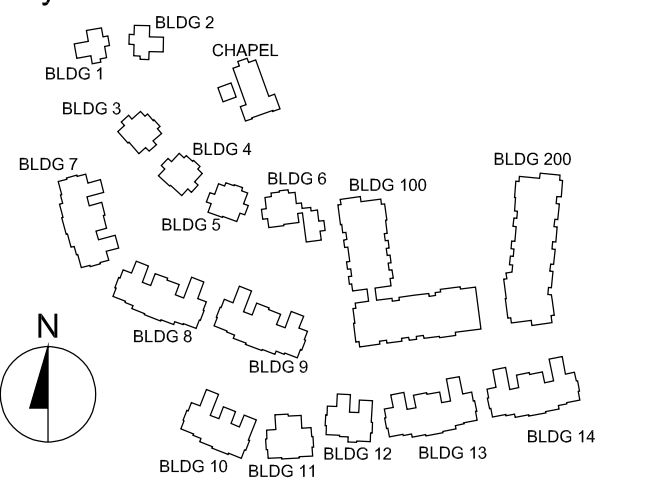
Architect of Record:

Drawn: N.B.

Checked: E.B./Y.Y.

Scale: 3/16" = 1'-0"

Key Plan:



Project Name:

**The Residences
 at Bel Mont
 Zone III
 McLean District
 Olmsted Drive, Belmont, MA**

Sheet Name:

**3 BR End - B
 Front Entry Garage
 Unit Plans
 Living Area**

Project Number:

20073

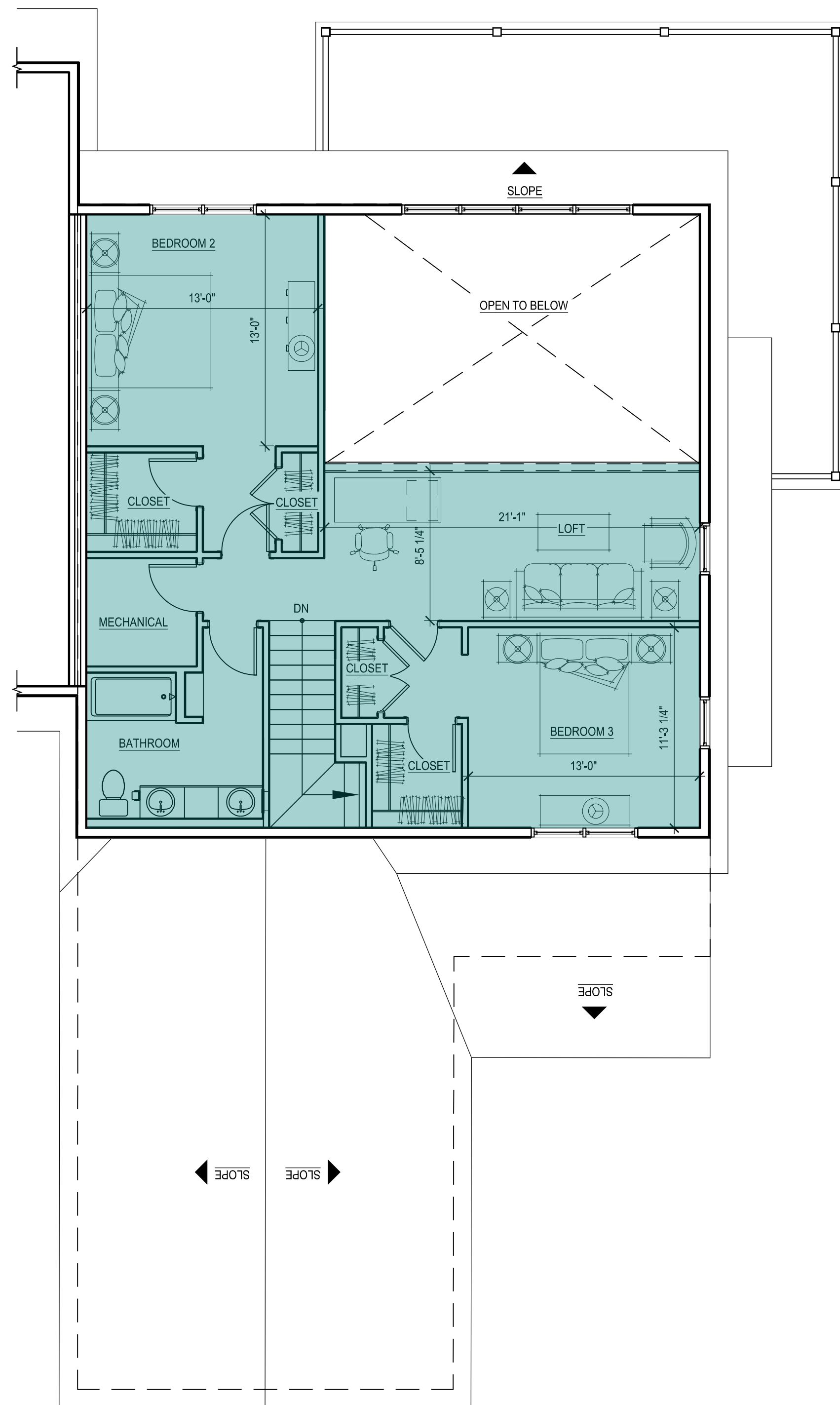
Issue Date:

April 16, 2021

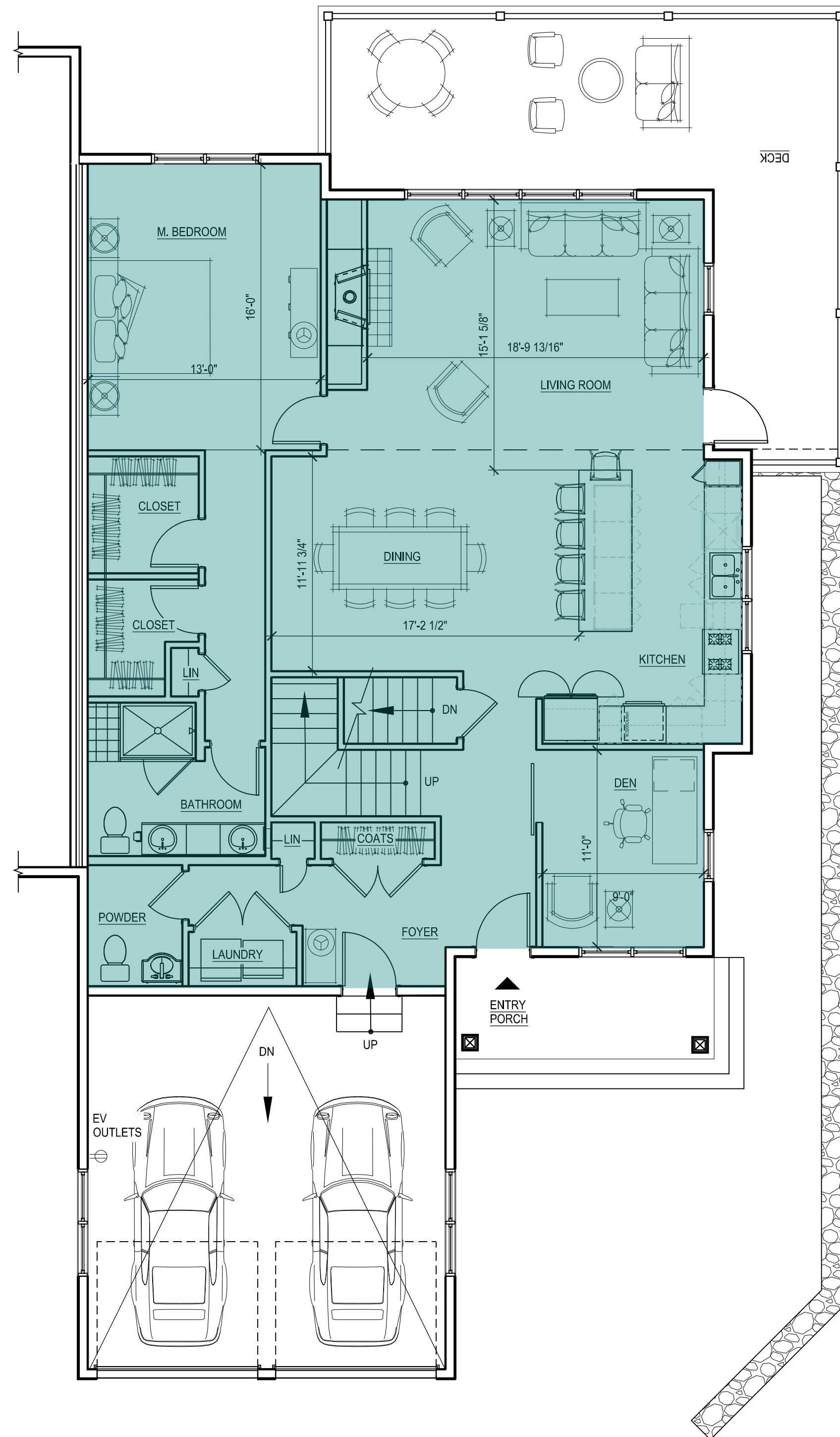
Sheet Number:

A2.07A

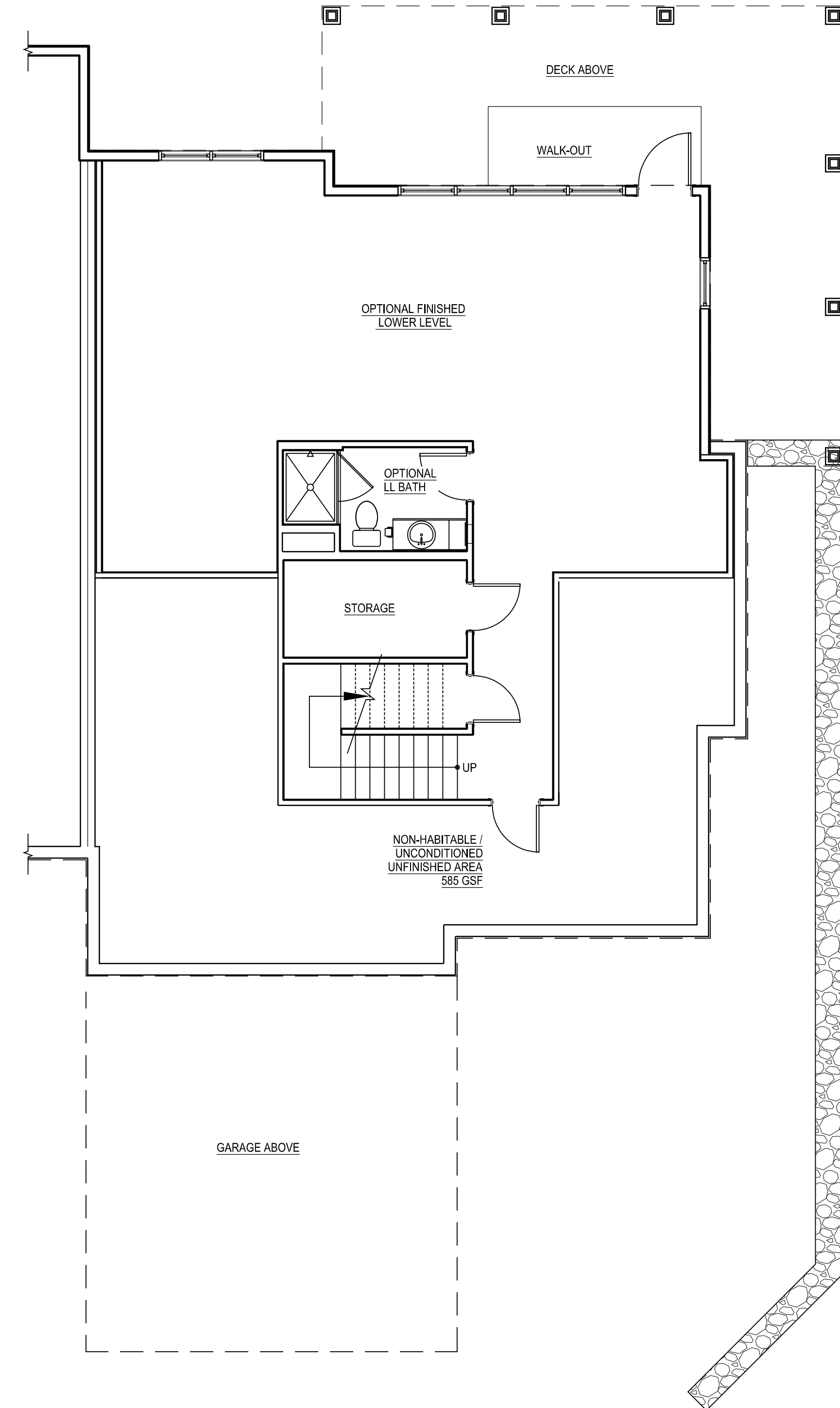
3BR END - B
 FRONT GARAGE
 2,390 SF LIVING AREA
 3,597 GSF



30 LOFT FLOOR PLAN
 SCALE: 3/16" = 1'-0"



20 FIRST FLOOR PLAN
 SCALE: 3/16" = 1'-0"



10 LOWER LEVEL PLAN
 SCALE: 3/16" = 1'-0"

INDICATES PORTIONS OF DWELLING UNIT INCLUDED IN LIVING AREA TABULATION

Living Area - 3BR End B - Front Garage	
Floor	Sq Footage
1st	1,546
2nd	844
Total	2,390

NOTES:

- GROSS FLOOR AREA: GROSS FLOOR AREA IS INCLUSIVE OF ALL AREAS OF THE UNIT EXCEPT GARAGES, UNFINISHED ATTIC AREAS, EXTERIOR PORCH OR DECK AREAS, AND PORTIONS OF THE BASEMENT THAT ARE NON-HABITABLE, UNCONDITIONED AND UNFINISHED. REFER TO THE FLOOR PLANS FOR THE EXTENT OF THE NON-HABITABLE BASEMENT AREAS. GROSS FLOOR AREA IS MEASURED TO THE OUTSIDE FACE OF EXTERIOR WALLS.
- LIVING AREA: LIVING AREA IS INCLUSIVE OF ALL AREAS OF THE UNIT EXCEPT ANY BASEMENT AREAS, GARAGES, UNFINISHED ATTIC AREAS, AND EXTERIOR PORCH OR DECK AREAS. LIVING AREA IS MEASURED TO THE INSIDE FACE OF EXTERIOR WALLS.

Consultant:

Revision:

1 07-20-2021

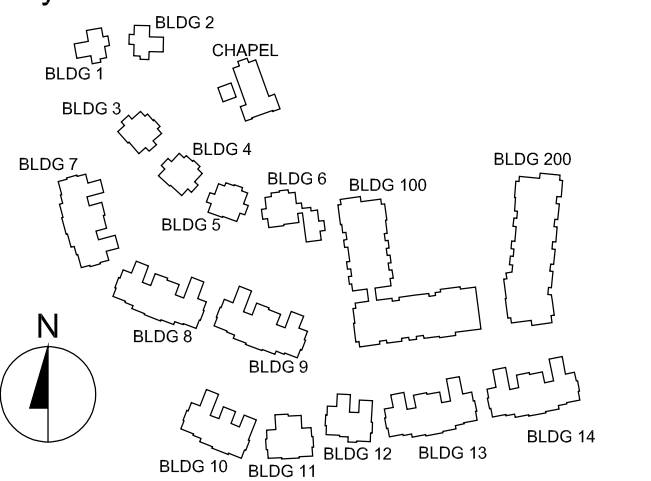
Architect of Record:

Drawn: N.B.

Checked: E.B./Y.Y.

Scale: 3/16" = 1'-0"

Key Plan:



Project Name:

**The Residences
 at Belmont
 Zone III
 McLean District
 Olmsted Drive, Belmont, MA**

Sheet Name:

**3 BR End - B
 Front Entry Garage
 Unit Plans
 Gross Floor Area**

Project Number:

20073

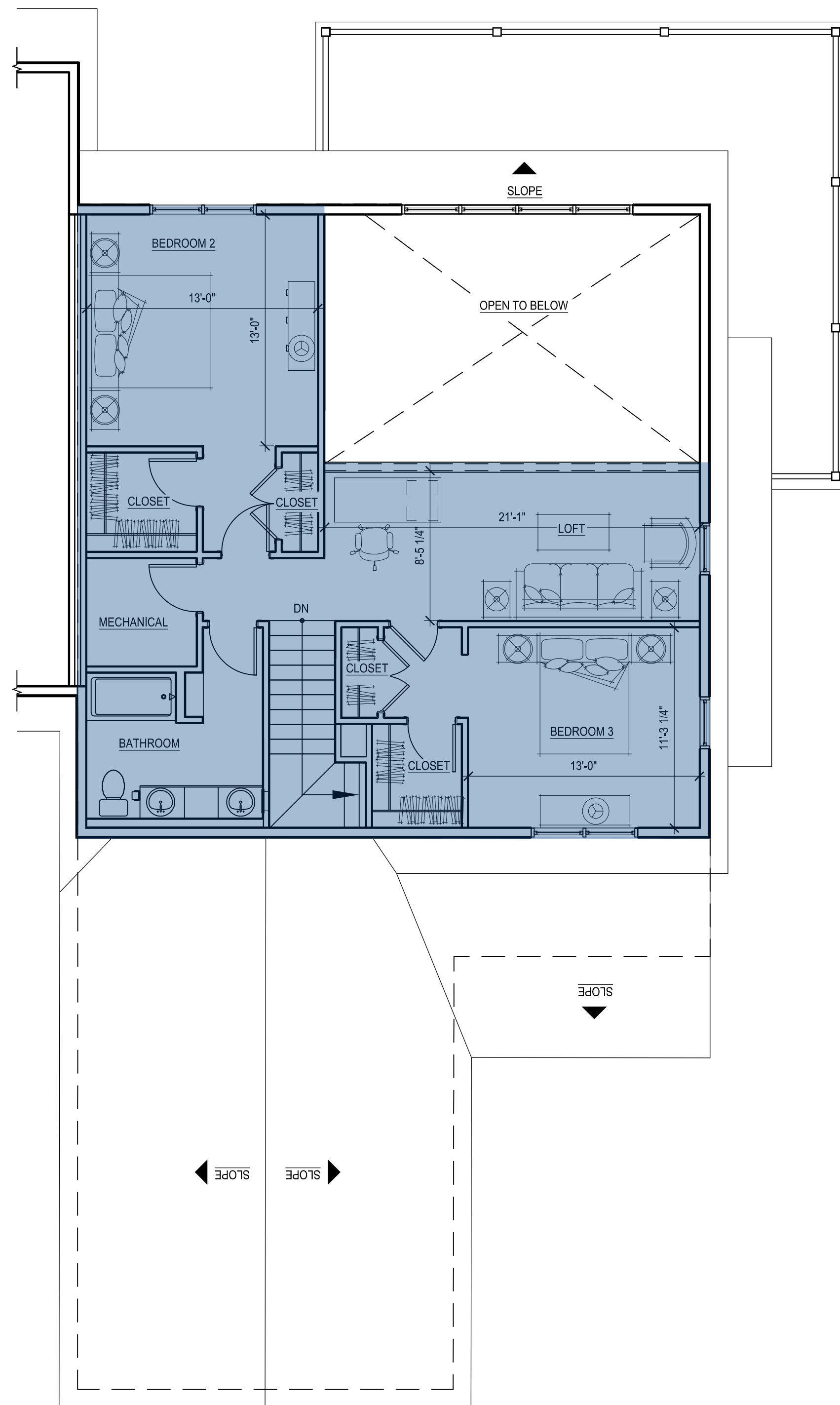
Issue Date:

April 16, 2021

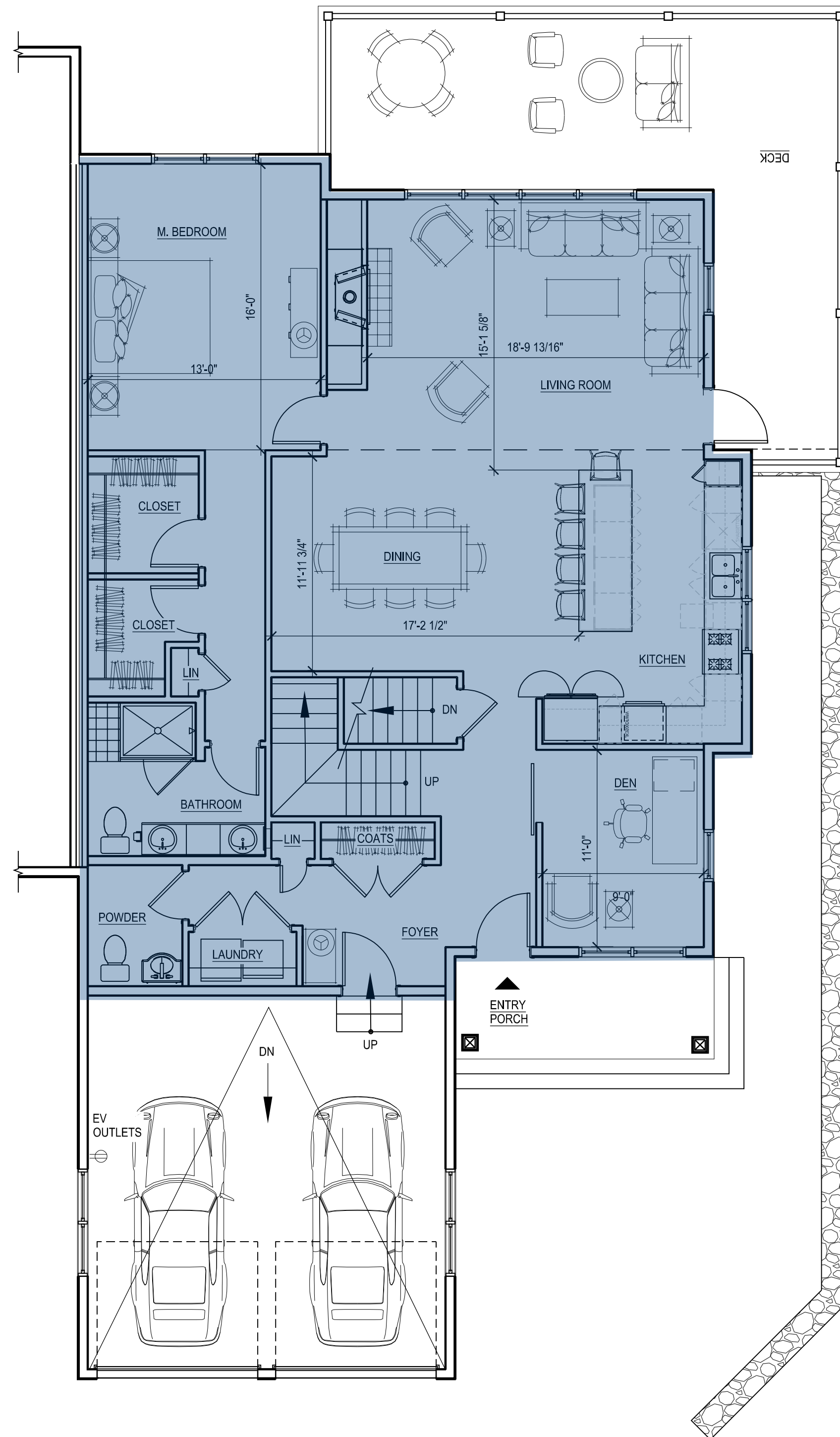
Sheet Number:

A2.07B

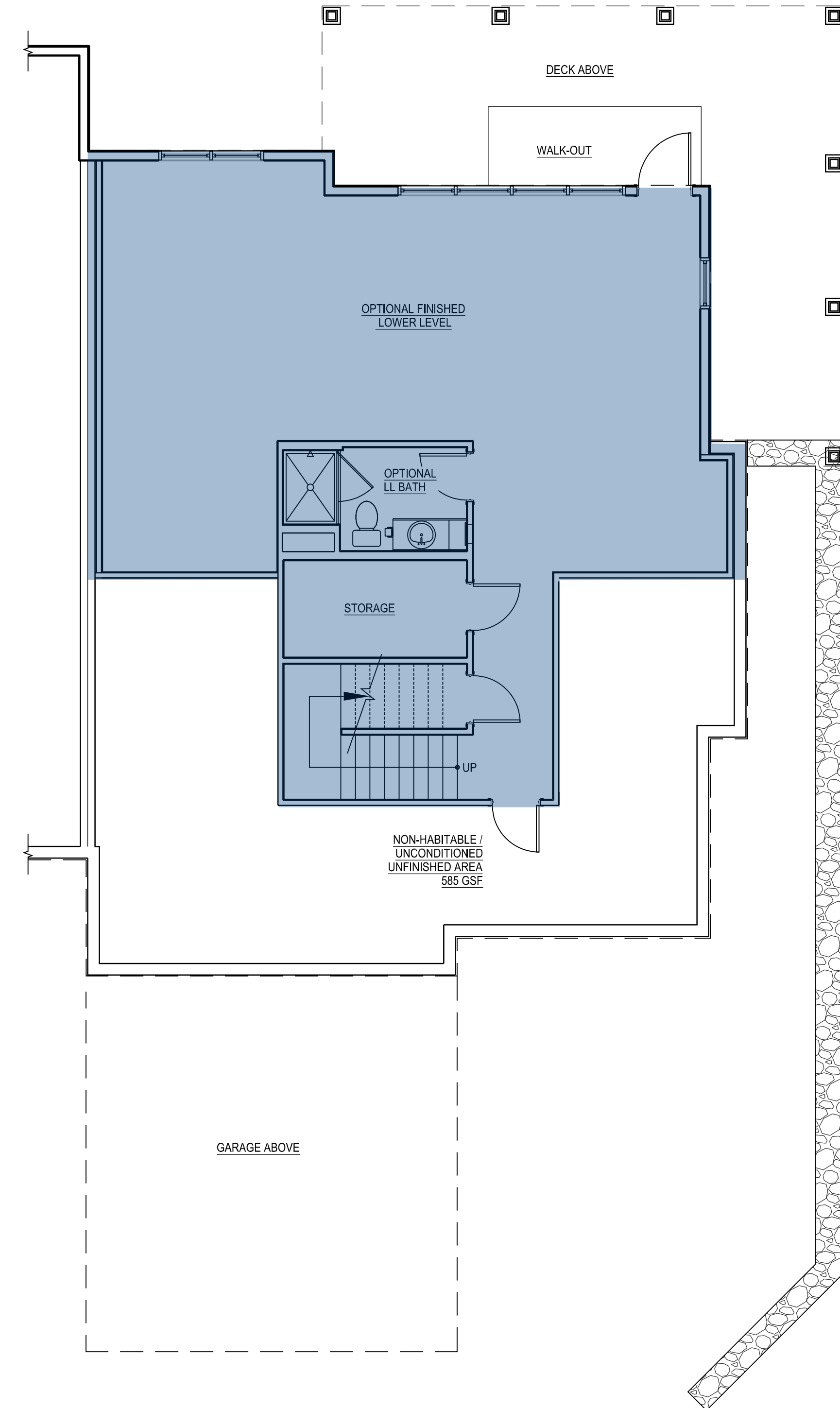
3BR END - B
 FRONT GARAGE
 2,390 SF LIVING AREA
 3,597 GSF



30 LOFT FLOOR PLAN
 SCALE: 3/16" = 1'-0"



20 FIRST FLOOR PLAN
 SCALE: 3/16" = 1'-0"



10 LOWER LEVEL PLAN
 SCALE: 3/16" = 1'-0"

INDICATES PORTIONS OF DWELLING UNIT INCLUDED IN GROSS FLOOR AREA TABULATION

GFA - 3BR End B - Front Garage	
Floor	Sq Footage
Lower Level	1,052
1st	1,643
2nd	902
Total	3,597

NOTES:

- GROSS FLOOR AREA: GROSS FLOOR AREA IS INCLUSIVE OF ALL AREAS OF THE UNIT EXCEPT GARAGES, UNFINISHED ATTIC AREAS, EXTERIOR PORCH OR DECK AREAS, AND PORTIONS OF THE BASEMENT THAT ARE NON-HABITABLE, UNCONDITIONED AND UNFINISHED. REFER TO THE FLOOR PLANS FOR THE EXTENT OF THE NON-HABITABLE BASEMENT AREAS. GROSS FLOOR AREA IS MEASURED TO THE OUTSIDE FACE OF EXTERIOR WALLS.
- LIVING AREA: LIVING AREA IS INCLUSIVE OF ALL AREAS OF THE UNIT EXCEPT ANY BASEMENT AREAS, GARAGES, UNFINISHED ATTIC AREAS, AND EXTERIOR PORCH OR DECK AREAS. LIVING AREA IS MEASURED TO THE INSIDE FACE OF EXTERIOR WALLS.

Consultant:

Revision:

1 07-20-2021

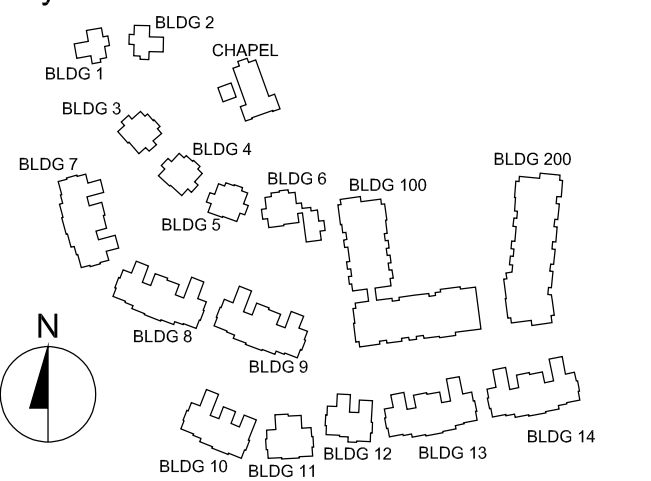
Architect of Record:

Drawn: N.B.

Checked: E.B. / Y.Y.

Scale: 3/16" = 1'-0"

Key Plan:



Project Name:

**The Residences
 at Bel Mont
 Zone III
 McLean District
 Olmsted Drive, Belmont, MA**

Sheet Name:

**3 BR End - B
 Side Entry Garage
 Unit Plans
 Living Area**

Project Number:

20073

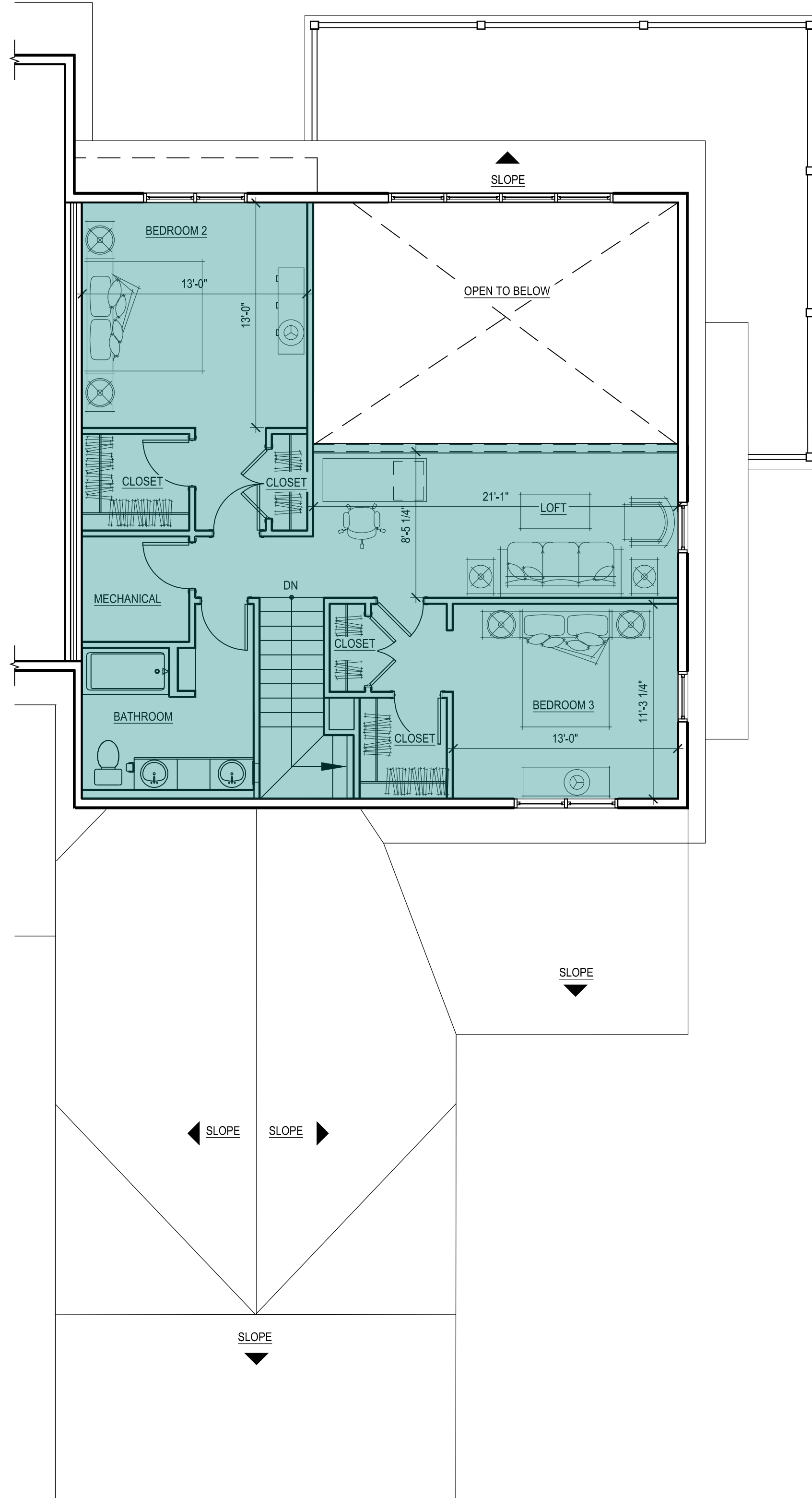
Issue Date:

April 16, 2021

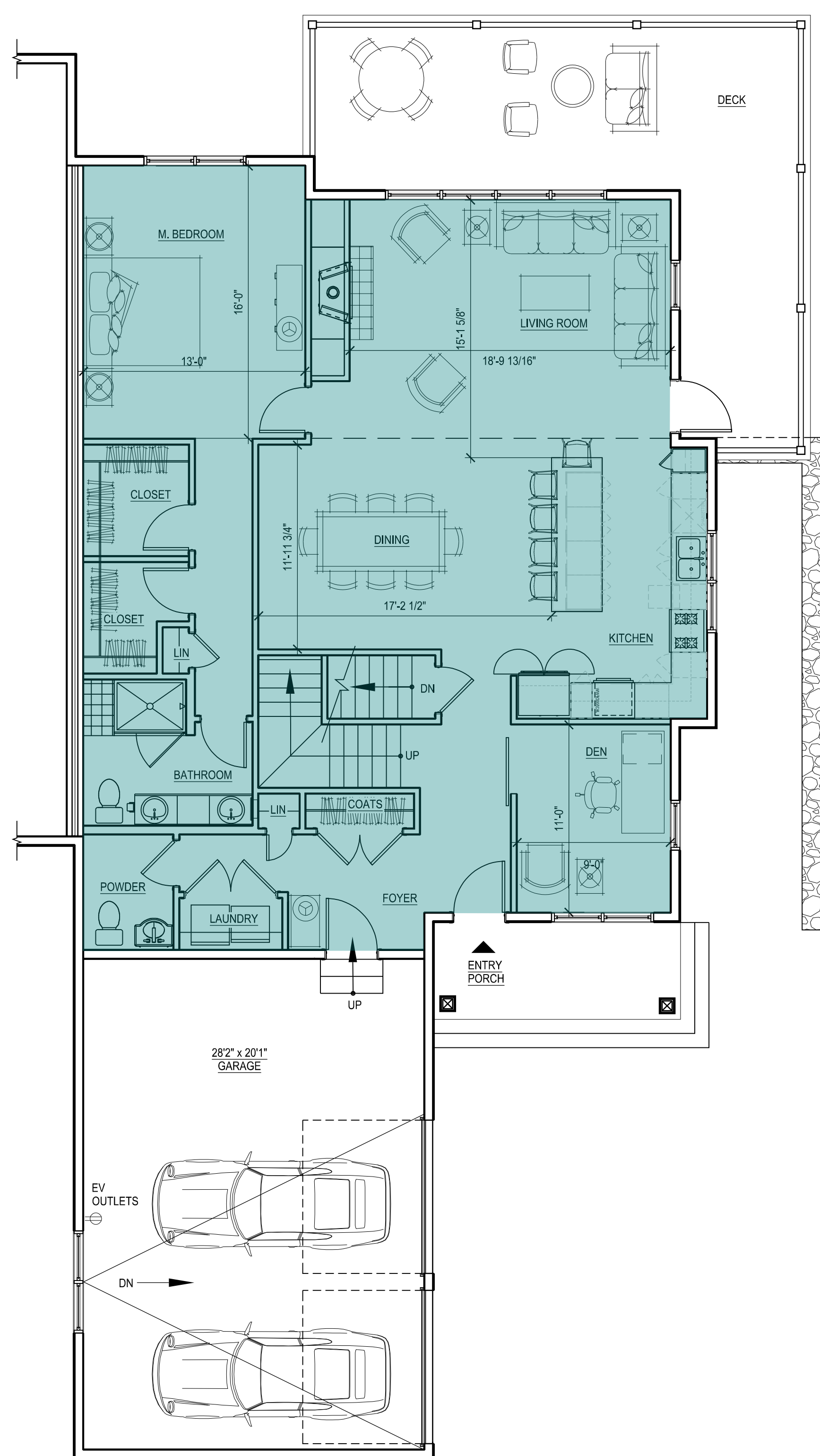
Sheet Number:

A2.08A

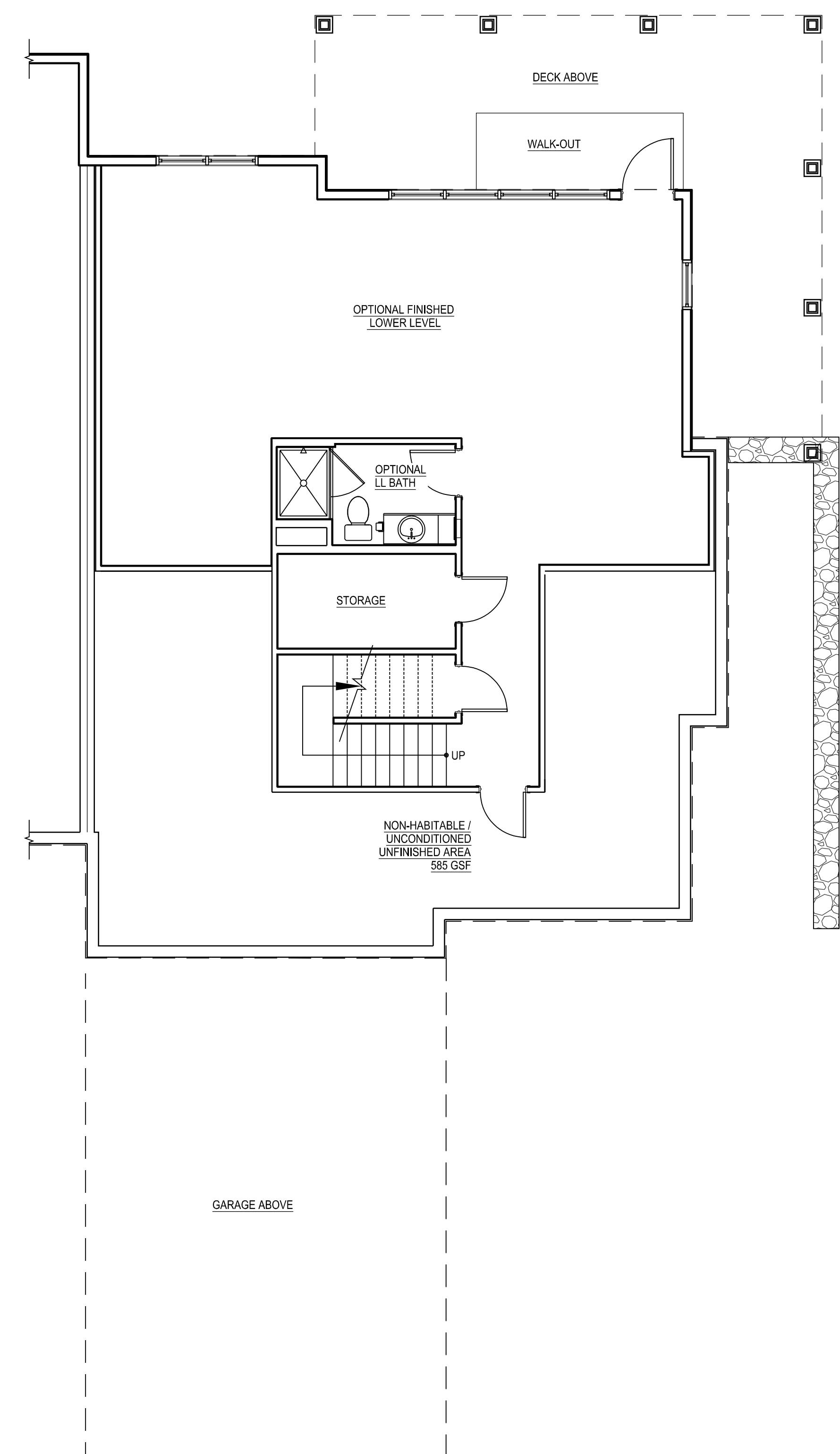
3BR END - B
 SIDE GARAGE
 2,390 SF LIVING AREA
 3,597 GSF



30 LOFT FLOOR PLAN
 SCALE: 3/16" = 1'-0"



20 FIRST FLOOR PLAN
 SCALE: 3/16" = 1'-0"



10 LOWER LEVEL PLAN
 SCALE: 3/16" = 1'-0"

INDICATES PORTIONS OF DWELLING UNIT INCLUDED IN LIVING AREA TABULATION

Living Area - 3BR End B - Side Garage	
Floor	Sq Footage
1st	1,546
2nd	844
Total	2,390

NOTES:

- GROSS FLOOR AREA: GROSS FLOOR AREA IS INCLUSIVE OF ALL AREAS OF THE UNIT EXCEPT GARAGES, UNFINISHED ATTIC AREAS, EXTERIOR PORCH OR DECK AREAS, AND PORTIONS OF THE BASEMENT THAT ARE NON-HABITABLE, UNCONDITIONED AND UNFINISHED. REFER TO THE FLOOR PLANS FOR THE EXTENT OF THE NON-HABITABLE BASEMENT AREAS. GROSS FLOOR AREA IS MEASURED TO THE OUTSIDE FACE OF EXTERIOR WALLS.
- LIVING AREA: LIVING AREA IS INCLUSIVE OF ALL AREAS OF THE UNIT EXCEPT ANY BASEMENT AREAS, GARAGES, UNFINISHED ATTIC AREAS, AND EXTERIOR PORCH OR DECK AREAS. LIVING AREA IS MEASURED TO THE INSIDE FACE OF EXTERIOR WALLS.

Consultant:

Revision:

1 07-20-2021

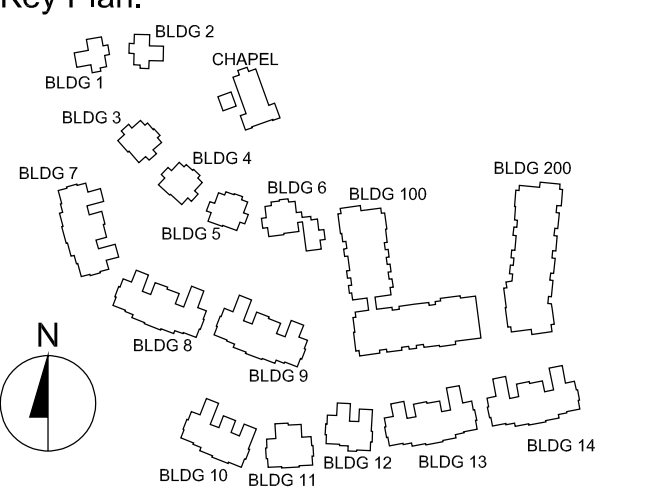
Architect of Record:

Drawn: N.B.

Checked: E.B. / Y.Y.

Scale: 3/16" = 1'-0"

Key Plan:



Project Name:

**The Residences
 at Bel Mont
 Zone III
 McLean District
 Olmsted Drive, Belmont, MA**

Sheet Name:

**3 BR End - B
 Side Entry Garage
 Unit Plans
 Gross Floor Area**

Project Number:

20073

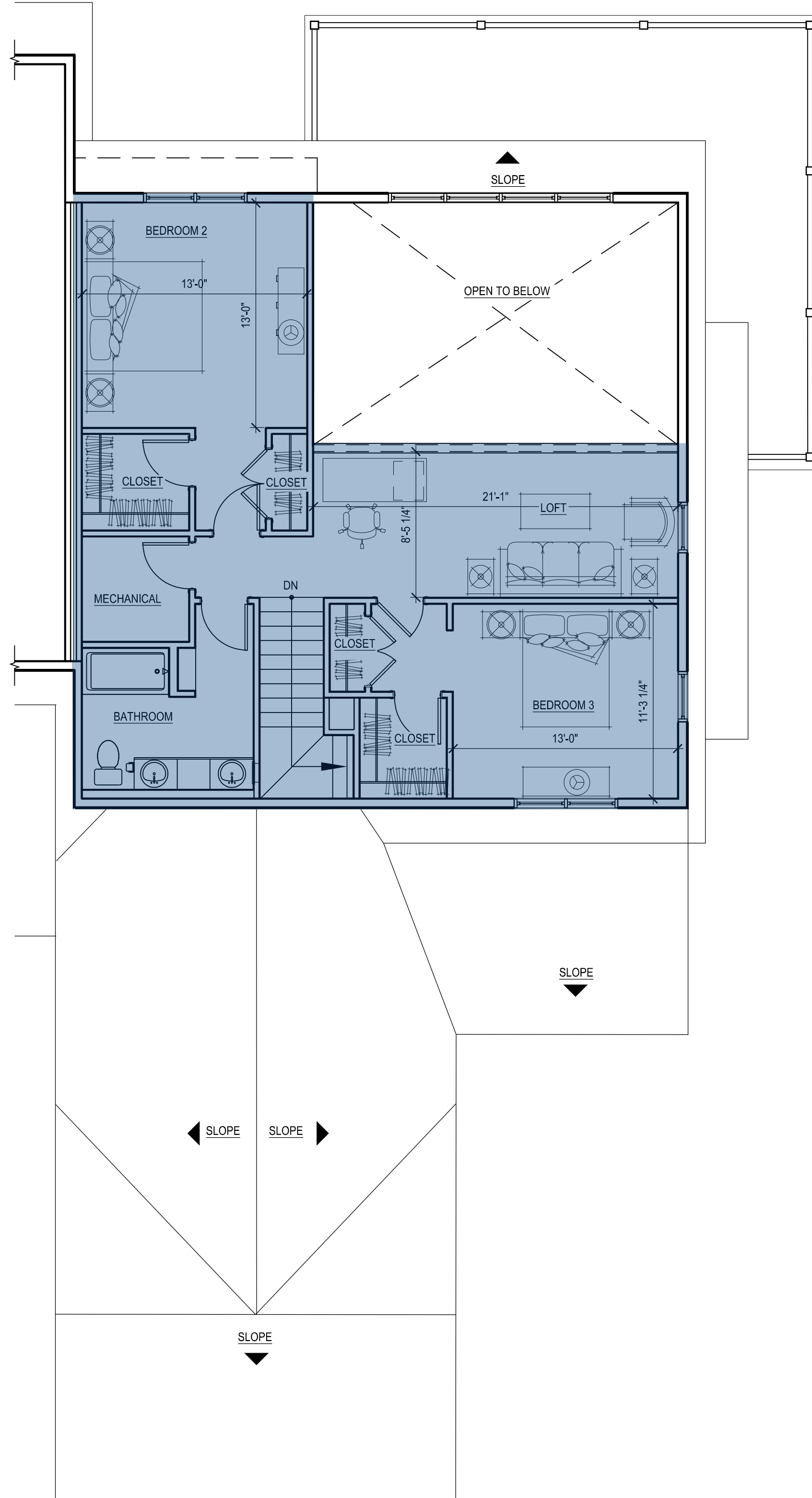
Issue Date:

April 16, 2021

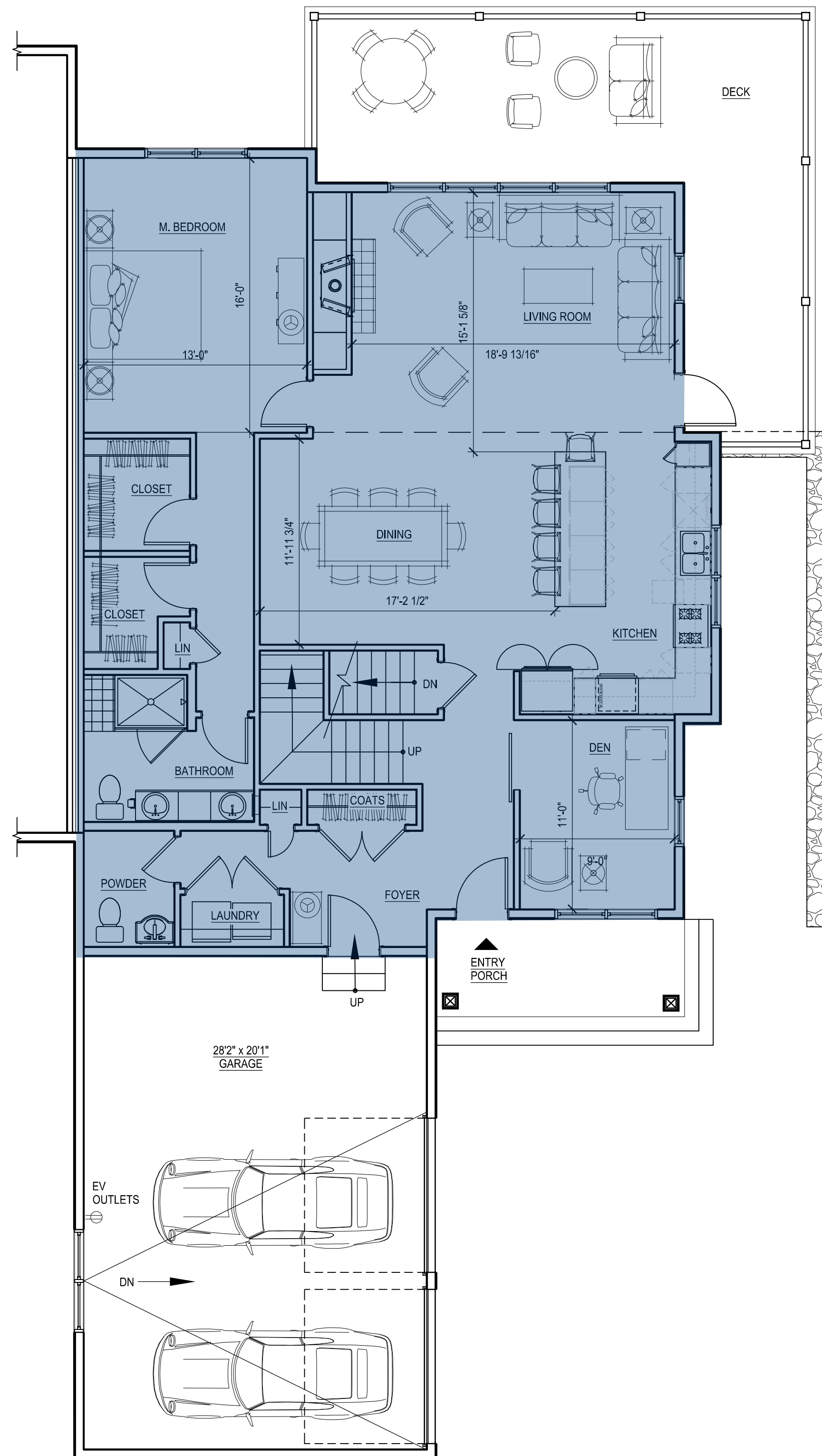
Sheet Number:

A2.08B

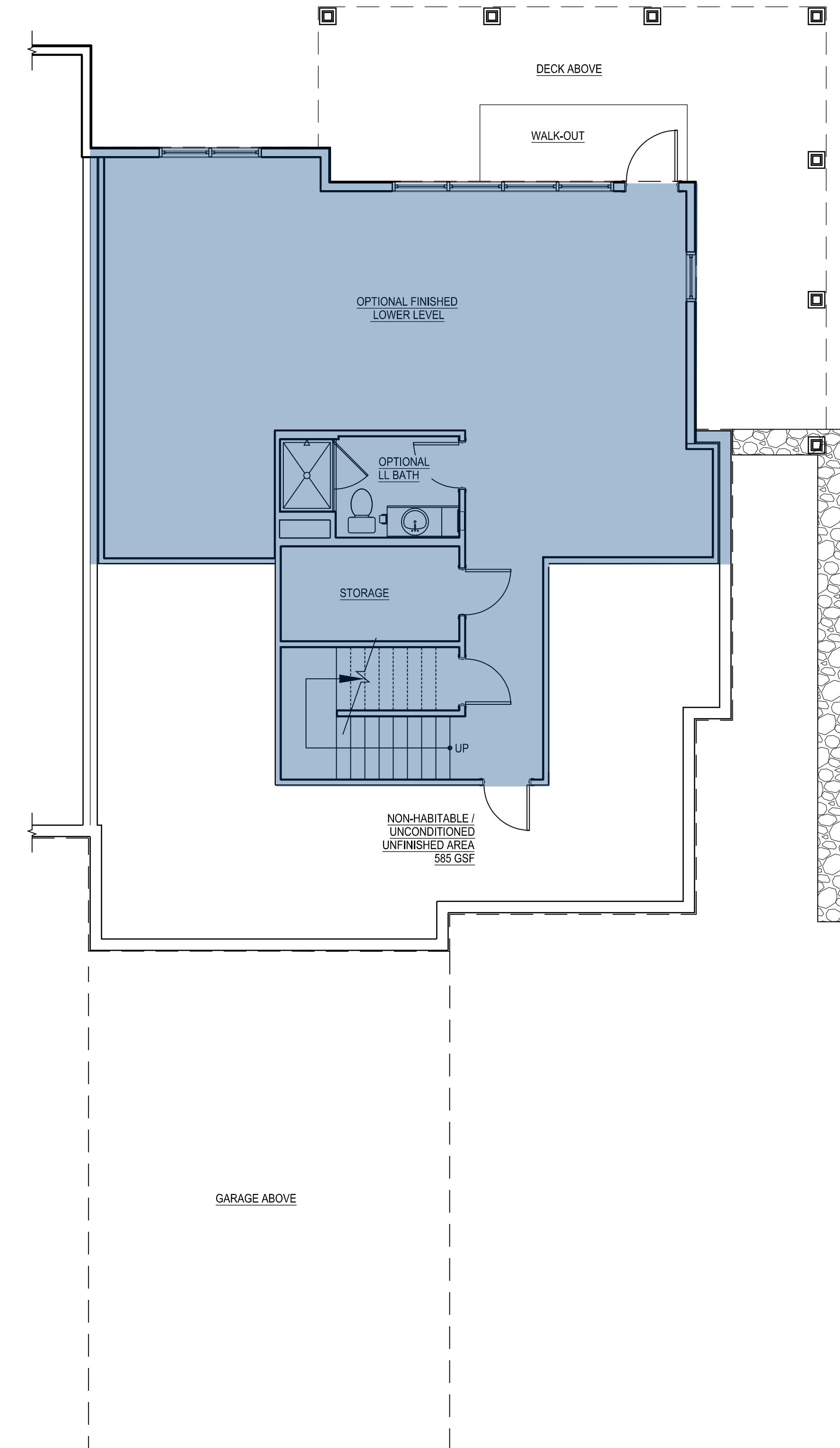
3BR END - B
 SIDE GARAGE
 2,390 SF LIVING AREA
 3,597 GSF



30 LOFT FLOOR PLAN
 SCALE: 3/16" = 1'-0"



20 FIRST FLOOR PLAN
 SCALE: 3/16" = 1'-0"



10 LOWER LEVEL PLAN
 SCALE: 3/16" = 1'-0"

INDICATES PORTIONS OF DWELLING UNIT INCLUDED IN GROSS FLOOR AREA TABULATION

GFA - 3BR End B - Side Garage	
Floor	Sq Footage
Lower Level	1,052
1st	1,643
2nd	902
Total	3,597

NOTES:

- GROSS FLOOR AREA: GROSS FLOOR AREA IS INCLUSIVE OF ALL AREAS OF THE UNIT EXCEPT GARAGES, UNFINISHED ATTIC AREAS, EXTERIOR PORCH OR DECK AREAS, AND PORTIONS OF THE BASEMENT THAT ARE NON-HABITABLE, UNCONDITIONED AND UNFINISHED. REFER TO THE FLOOR PLANS FOR THE EXTENT OF THE NON-HABITABLE BASEMENT AREAS. GROSS FLOOR AREA IS MEASURED TO THE OUTSIDE FACE OF EXTERIOR WALLS.
- LIVING AREA: LIVING AREA IS INCLUSIVE OF ALL AREAS OF THE UNIT EXCEPT ANY BASEMENT AREAS, GARAGES, UNFINISHED ATTIC AREAS, AND EXTERIOR PORCH OR DECK AREAS. LIVING AREA IS MEASURED TO THE INSIDE FACE OF EXTERIOR WALLS.

Consultant:

Revision:

1 07-20-2021

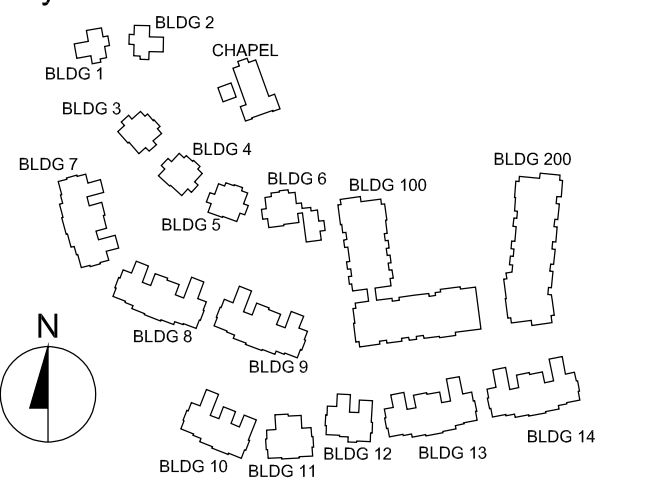
Architect of Record:

Drawn: N.B.

Checked: E.B. / Y.Y.

Scale: 3/16" = 1'-0"

Key Plan:



Project Name:

**The Residences
 at Belmont
 Zone III
 McLean District
 Olmsted Drive, Belmont, MA**

Sheet Name:

**3 BR End - C
 Garage Under
 Unit Plans
 Living Area**

Project Number:

20073

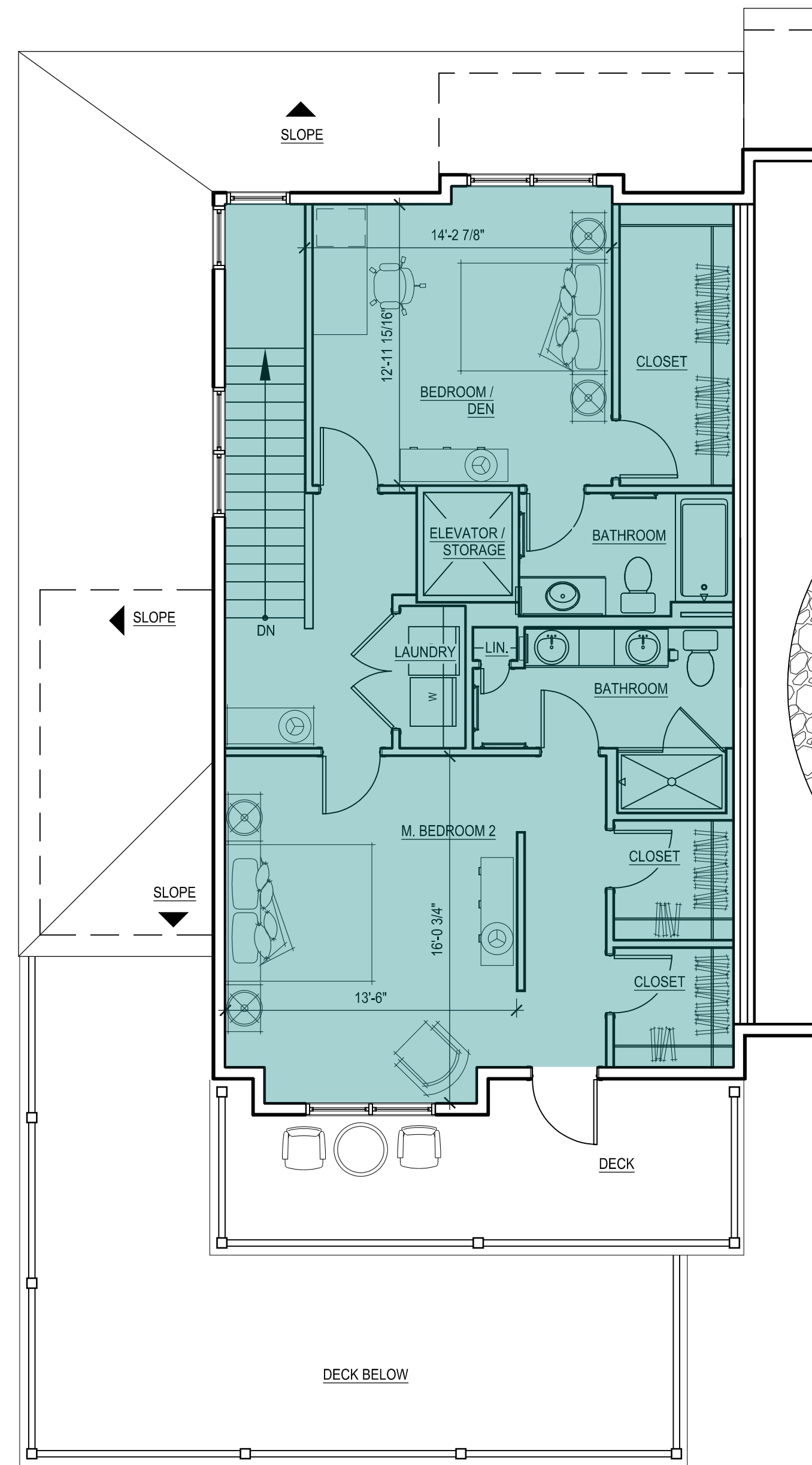
Issue Date:

April 16, 2021

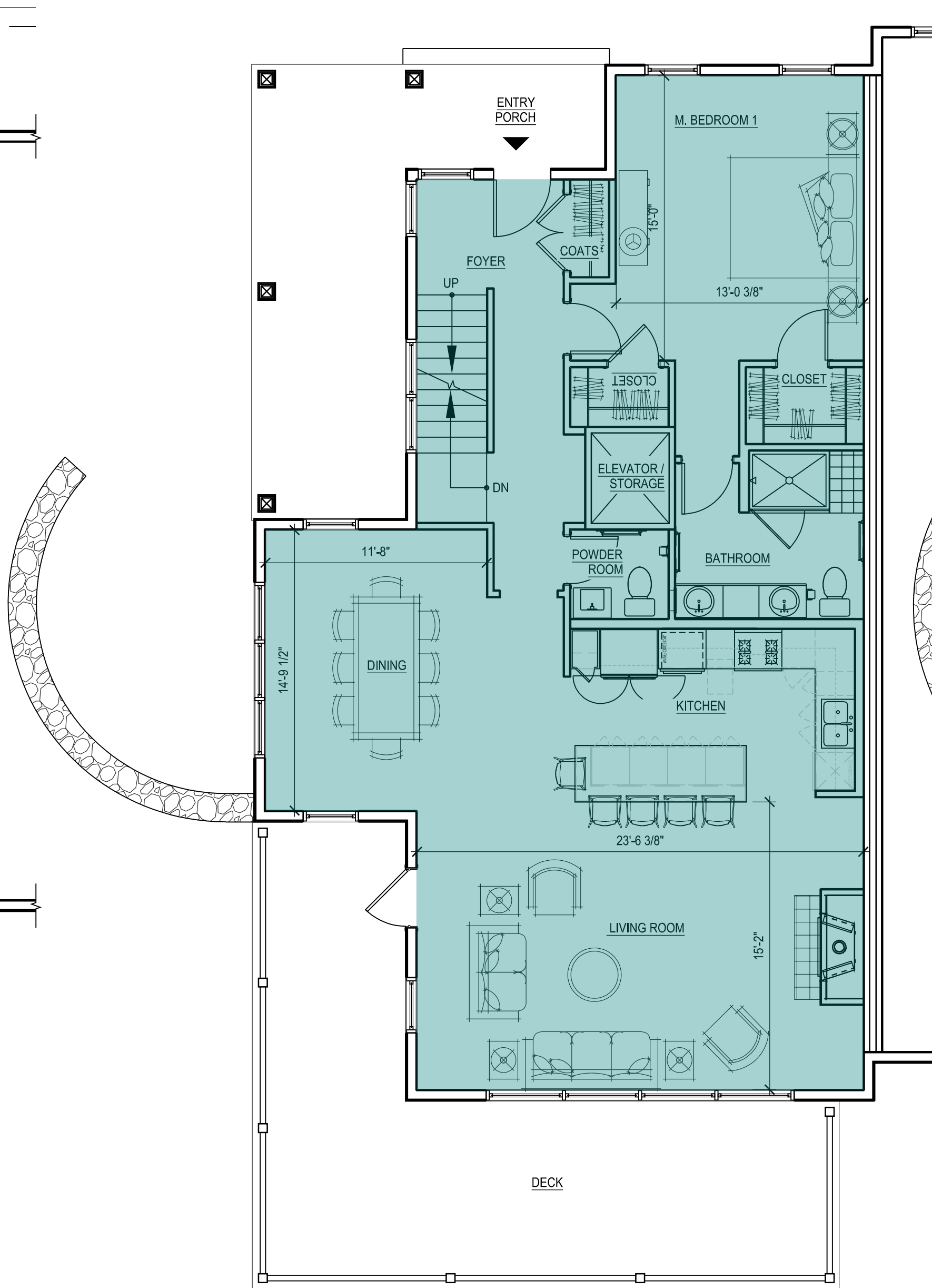
Sheet Number:

A2.09A

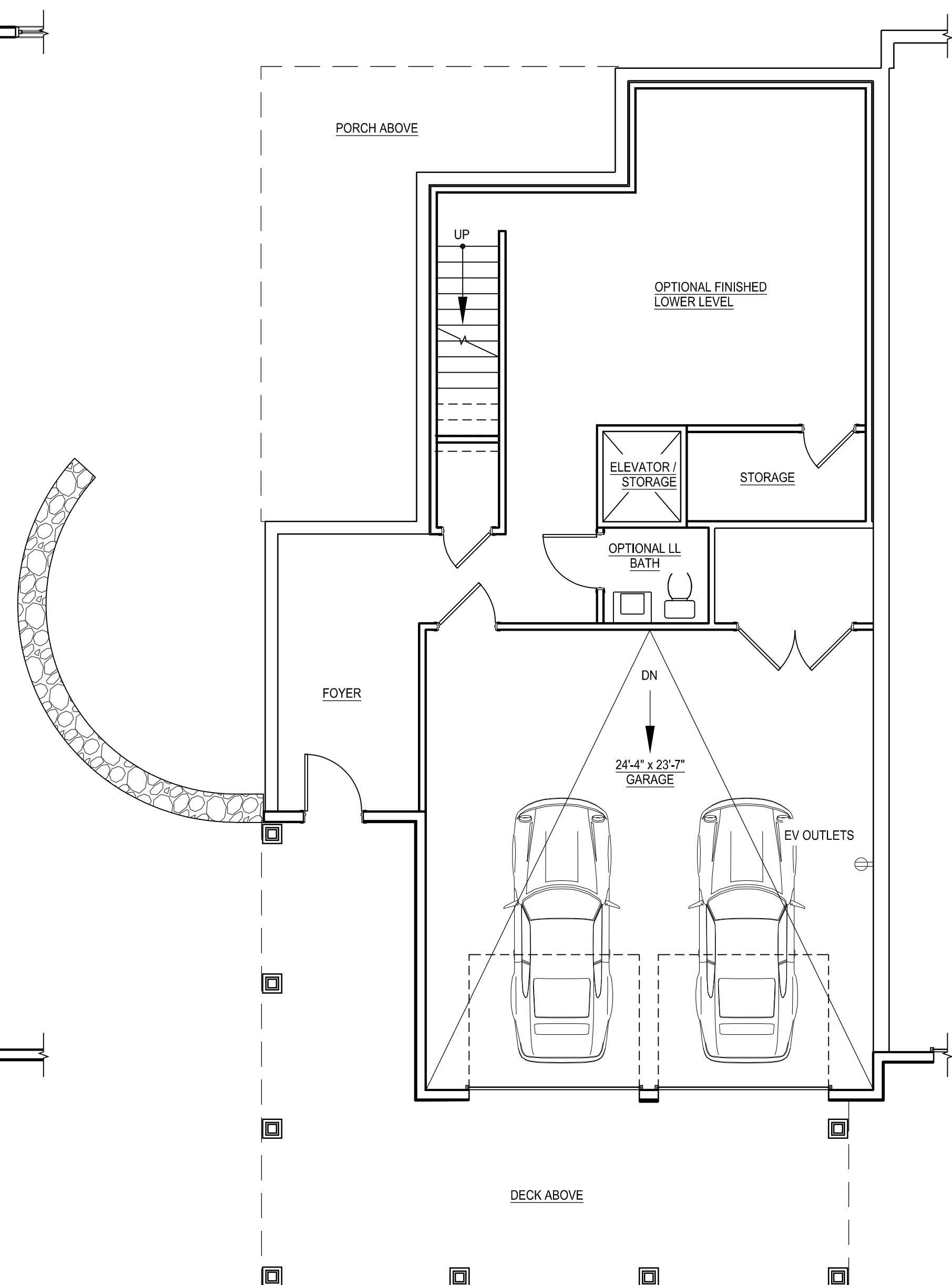
3BR END - C
 GARAGE UNDER
 2,212 SF LIVING AREA
 3,180 GSF



30 SECOND FLOOR PLAN
 SCALE: 3/16" = 1'-0"



20 FIRST FLOOR PLAN
 SCALE: 3/16" = 1'-0"



10 LOWER LEVEL PLAN
 SCALE: 3/16" = 1'-0"

INDICATES PORTIONS OF DWELLING UNIT INCLUDED IN LIVING AREA TABULATION

Living Area - 3BR End C - Garage Under	
Floor	Sq Footage
1st	1,319
2nd	893
Total	2,212

NOTES:

- GROSS FLOOR AREA: GROSS FLOOR AREA IS INCLUSIVE OF ALL AREAS OF THE UNIT EXCEPT GARAGES, UNFINISHED ATTIC AREAS, EXTERIOR PORCH OR DECK AREAS, AND PORTIONS OF THE BASEMENT THAT ARE NON-HABITABLE, UNCONDITIONED AND UNFINISHED. REFER TO THE FLOOR PLANS FOR THE EXTENT OF THE NON-HABITABLE BASEMENT AREAS. GROSS FLOOR AREA IS MEASURED TO THE OUTSIDE FACE OF EXTERIOR WALLS.
- LIVING AREA: LIVING AREA IS INCLUSIVE OF ALL AREAS OF THE UNIT EXCEPT ANY BASEMENT AREAS, GARAGES, UNFINISHED ATTIC AREAS, AND EXTERIOR PORCH OR DECK AREAS. LIVING AREA IS MEASURED TO THE INSIDE FACE OF EXTERIOR WALLS.

Consultant:

Revision:

1 07-20-2021

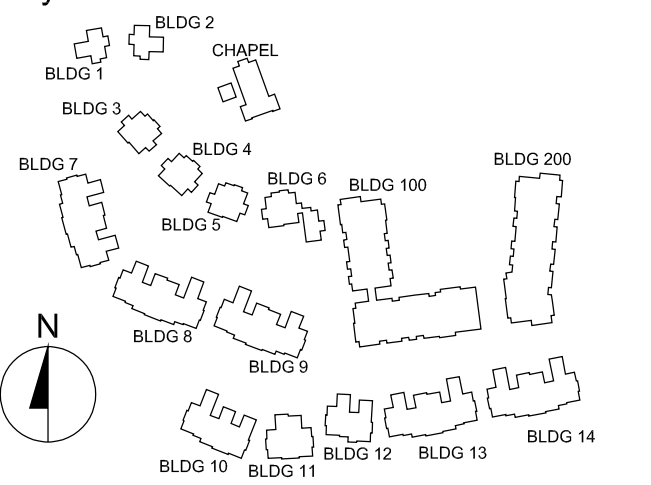
Architect of Record:

Drawn: N.B.

Checked: E.B. / Y.Y.

Scale: 3/16" = 1'-0"

Key Plan:



Project Name:

**The Residences
 at Belmont
 Zone III
 McLean District
 Olmsted Drive, Belmont, MA**

Sheet Name:

**3 BR End - C
 Garage Under
 Unit Plans
 Gross Floor Area**

Project Number:

20073

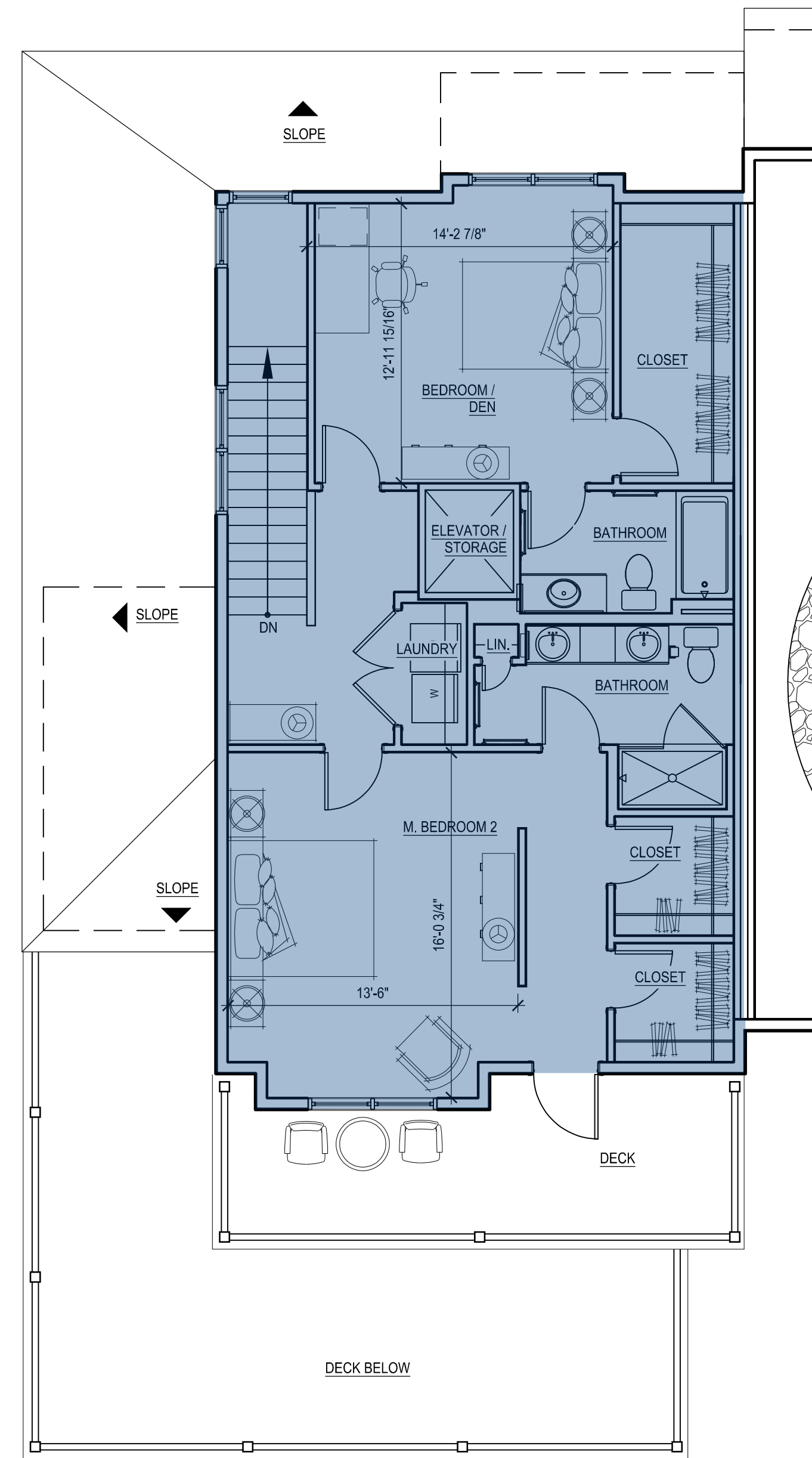
Issue Date:

April 16, 2021

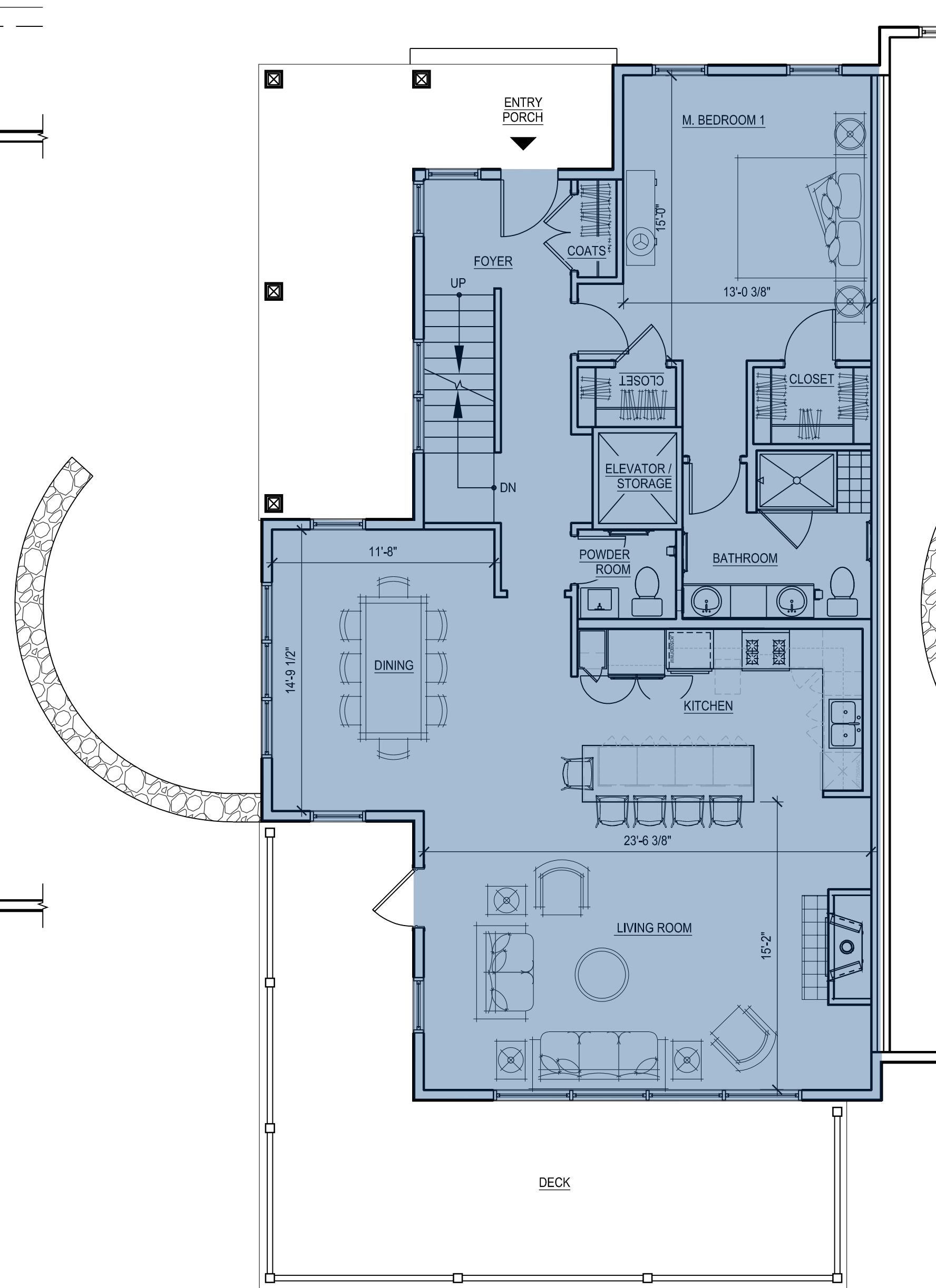
Sheet Number:

A2.09B

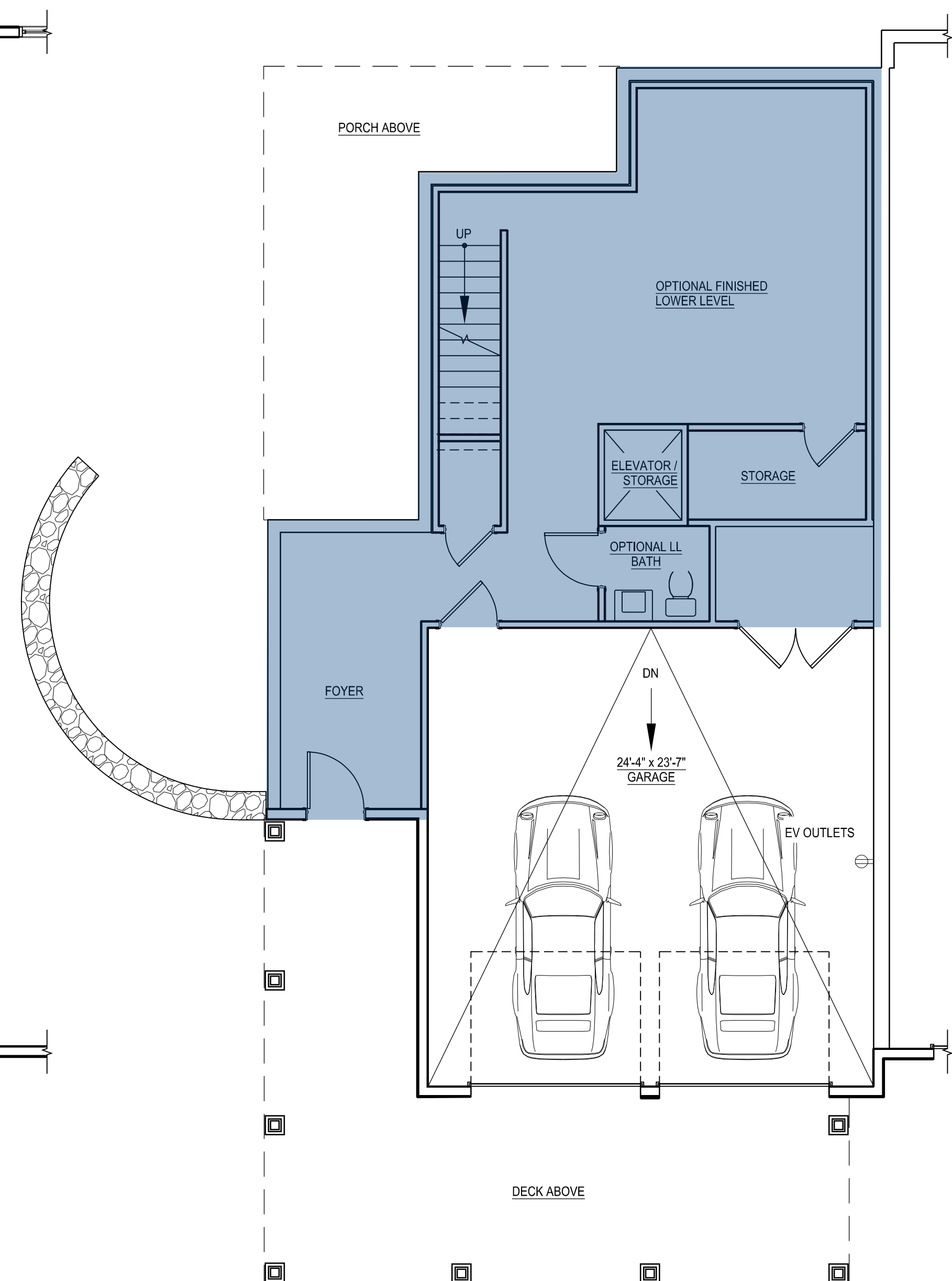
3BR END - C
 GARAGE UNDER
 2,212 SF LIVING AREA
 3,180 GSF



30 SECOND FLOOR PLAN
 SCALE: 3/16" = 1'-0"



20 FIRST FLOOR PLAN
 SCALE: 3/16" = 1'-0"



10 LOWER LEVEL PLAN
 SCALE: 3/16" = 1'-0"

INDICATES PORTIONS OF DWELLING UNIT INCLUDED IN GROSS FLOOR AREA TABULATION

GFA - 3BR End C - Garage Under	
Floor	Sq Footage
Lower Level	806
1st	1,418
2nd	956
Total	3,180

NOTES:

- GROSS FLOOR AREA: GROSS FLOOR AREA IS INCLUSIVE OF ALL AREAS OF THE UNIT EXCEPT GARAGES, UNFINISHED ATTIC AREAS, EXTERIOR PORCH OR DECK AREAS, AND PORTIONS OF THE BASEMENT THAT ARE NON-HABITABLE, UNCONDITIONED AND UNFINISHED. REFER TO THE FLOOR PLANS FOR THE EXTENT OF THE NON-HABITABLE BASEMENT AREAS. GROSS FLOOR AREA IS MEASURED TO THE OUTSIDE FACE OF EXTERIOR WALLS.
- LIVING AREA: LIVING AREA IS INCLUSIVE OF ALL AREAS OF THE UNIT EXCEPT ANY BASEMENT AREAS, GARAGES, UNFINISHED ATTIC AREAS, AND EXTERIOR PORCH OR DECK AREAS. LIVING AREA IS MEASURED TO THE INSIDE FACE OF EXTERIOR WALLS.

Consultant:

Revision:

1 07-20-2021

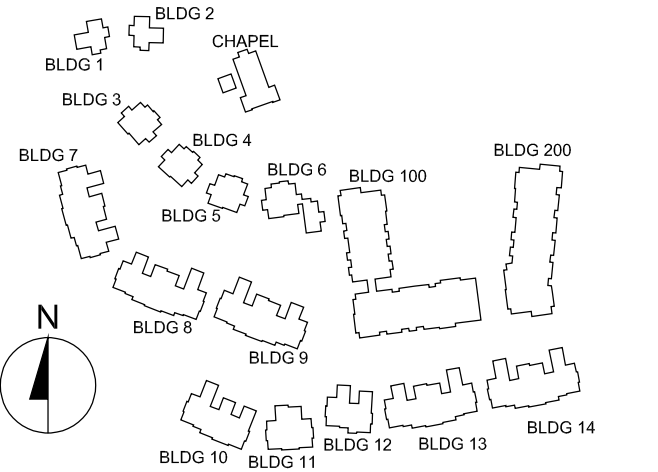
Architect of Record:

Drawn: N.B.

Checked: E.B./Y.Y.

Scale: 3/16" = 1'-0"

Key Plan:



Project Name:

**The Residences
 at Bel Mont
 Zone III
 McLean District
 Olmsted Drive, Belmont, MA**

Sheet Name:

**3 BR Single
 Unit Plans
 Living Area**

Project Number:

20073

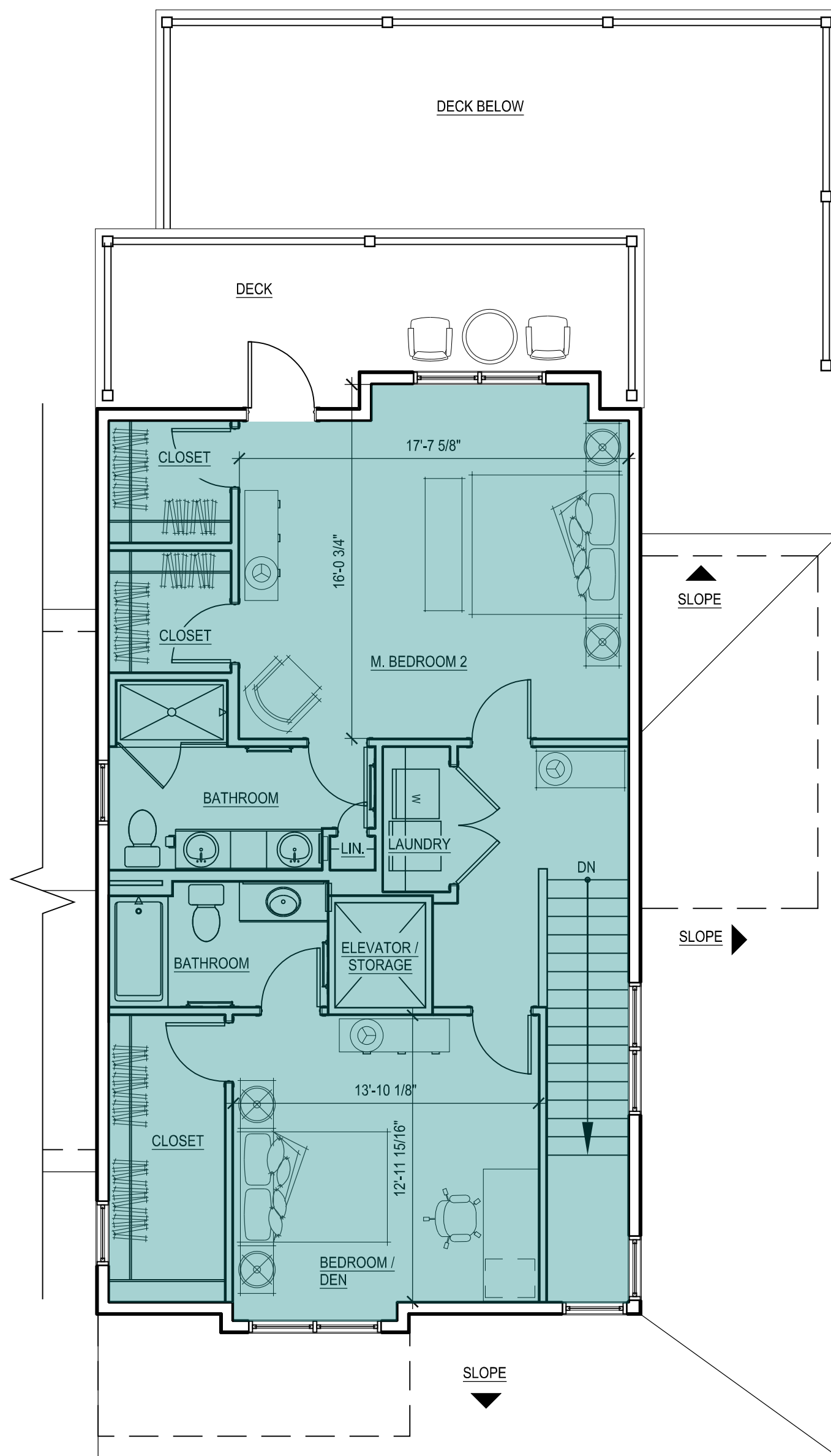
Issue Date:

April 16, 2021

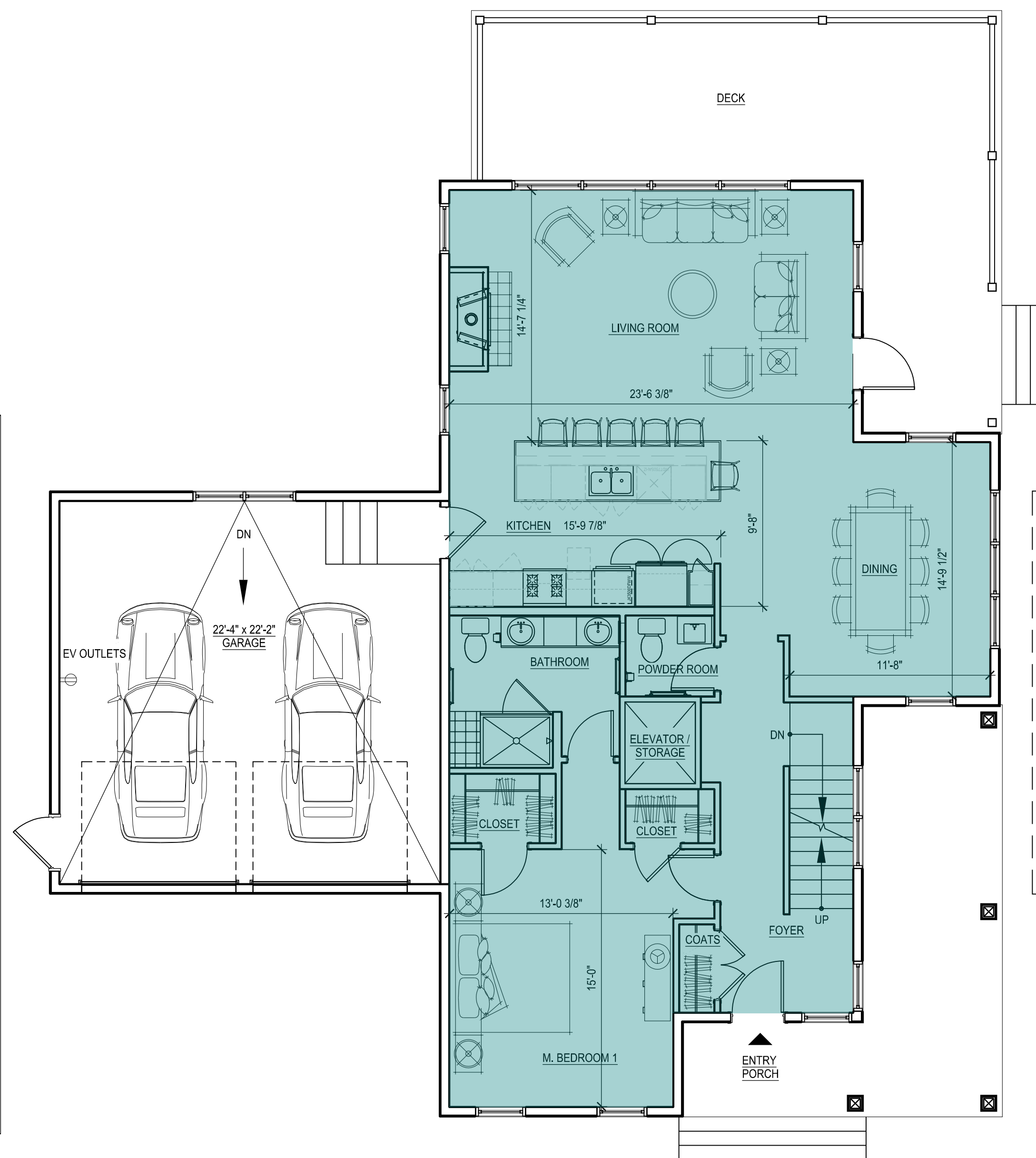
Sheet Number:

A2.10A

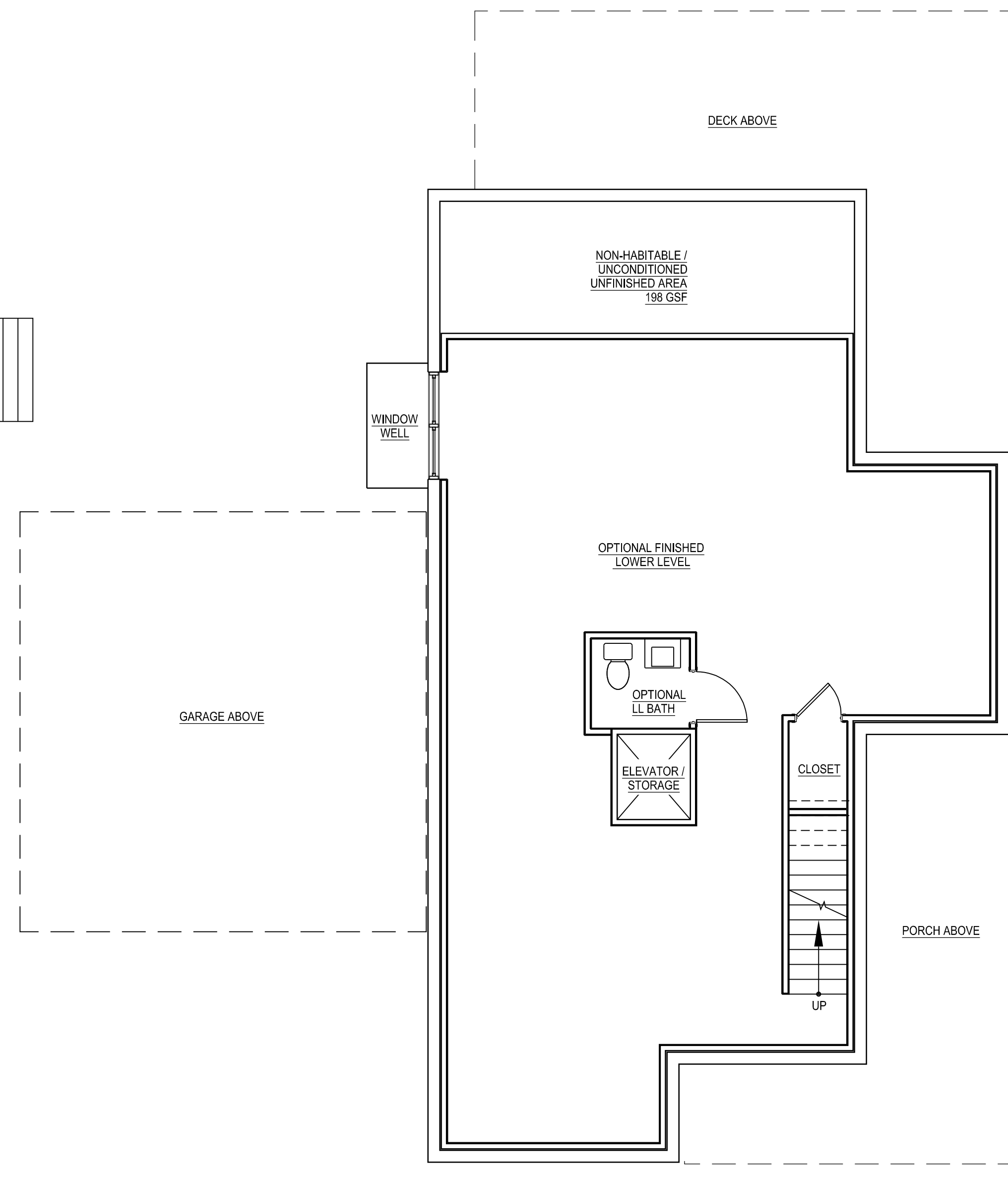
3BR
 SINGLE
 2,212 SF LIVING AREA
 3,590 GSF



30 LOFT FLOOR PLAN
 SCALE: 3/16" = 1'-0"



20 FIRST FLOOR PLAN
 SCALE: 3/16" = 1'-0"



10 LOWER LEVEL PLAN
 SCALE: 3/16" = 1'-0"

INDICATES PORTIONS OF DWELLING UNIT INCLUDED IN LIVING AREA TABULATION

Living Area - 3BR Single	
Floor	Sq Footage
1st	1,319
2nd	893
Total	2,212

NOTES:

- GROSS FLOOR AREA: GROSS FLOOR AREA IS INCLUSIVE OF ALL AREAS OF THE UNIT EXCEPT GARAGES, UNFINISHED ATTIC AREAS, EXTERIOR PORCH OR DECK AREAS, AND PORTIONS OF THE BASEMENT THAT ARE NON-HABITABLE, UNCONDITIONED AND UNFINISHED. REFER TO THE FLOOR PLANS FOR THE EXTENT OF THE NON-HABITABLE BASEMENT AREAS. GROSS FLOOR AREA IS MEASURED TO THE OUTSIDE FACE OF EXTERIOR WALLS.
- LIVING AREA: LIVING AREA IS INCLUSIVE OF ALL AREAS OF THE UNIT EXCEPT ANY BASEMENT AREAS, GARAGES, UNFINISHED ATTIC AREAS, AND EXTERIOR PORCH OR DECK AREAS. LIVING AREA IS MEASURED TO THE INSIDE FACE OF EXTERIOR WALLS.

Consultant:

Revision:

1 07-20-2021

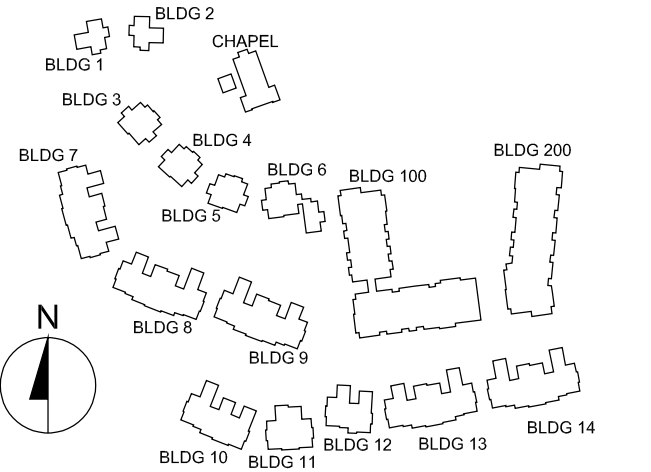
Architect of Record:

Drawn: N.B.

Checked: E.B./Y.Y.

Scale: 3/16" = 1'-0"

Key Plan:



Project Name:

**The Residences
 at Belmont
 Zone III
 McLean District
 Olmsted Drive, Belmont, MA**

Sheet Name:

**3 BR Single
 Unit Plans
 Gross Floor Area**

Project Number:

20073

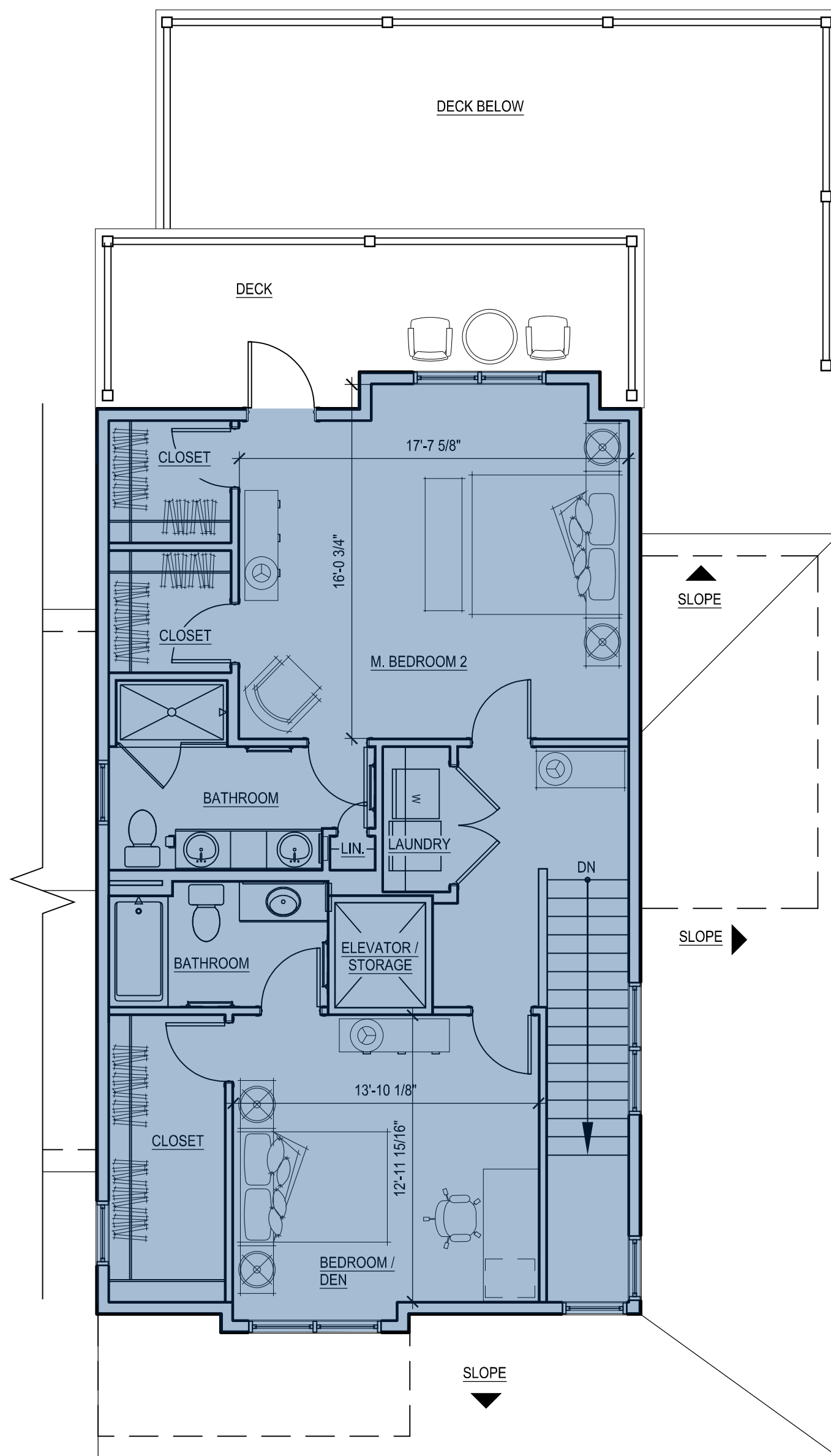
Issue Date:

April 16, 2021

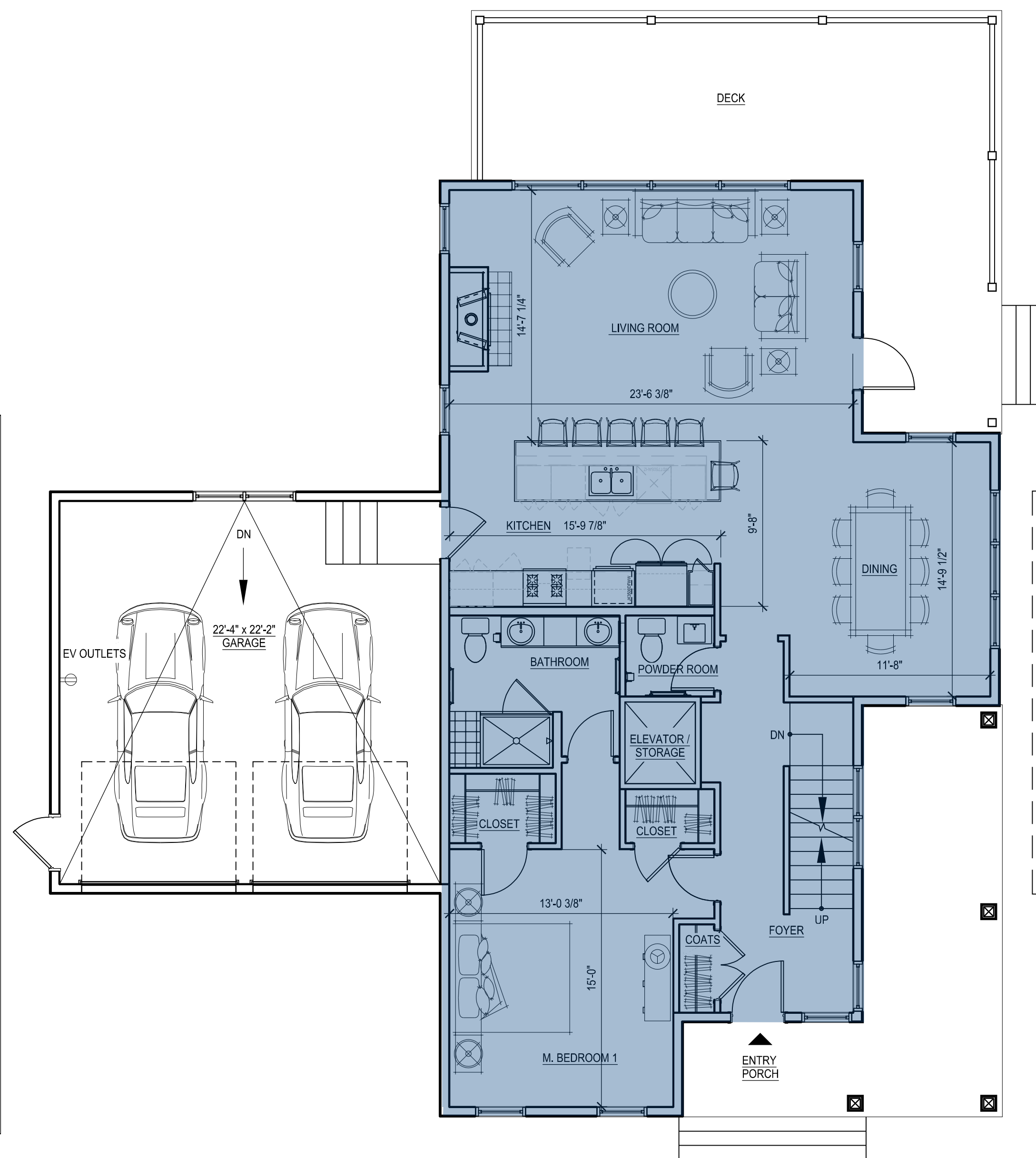
Sheet Number:

A2.10B

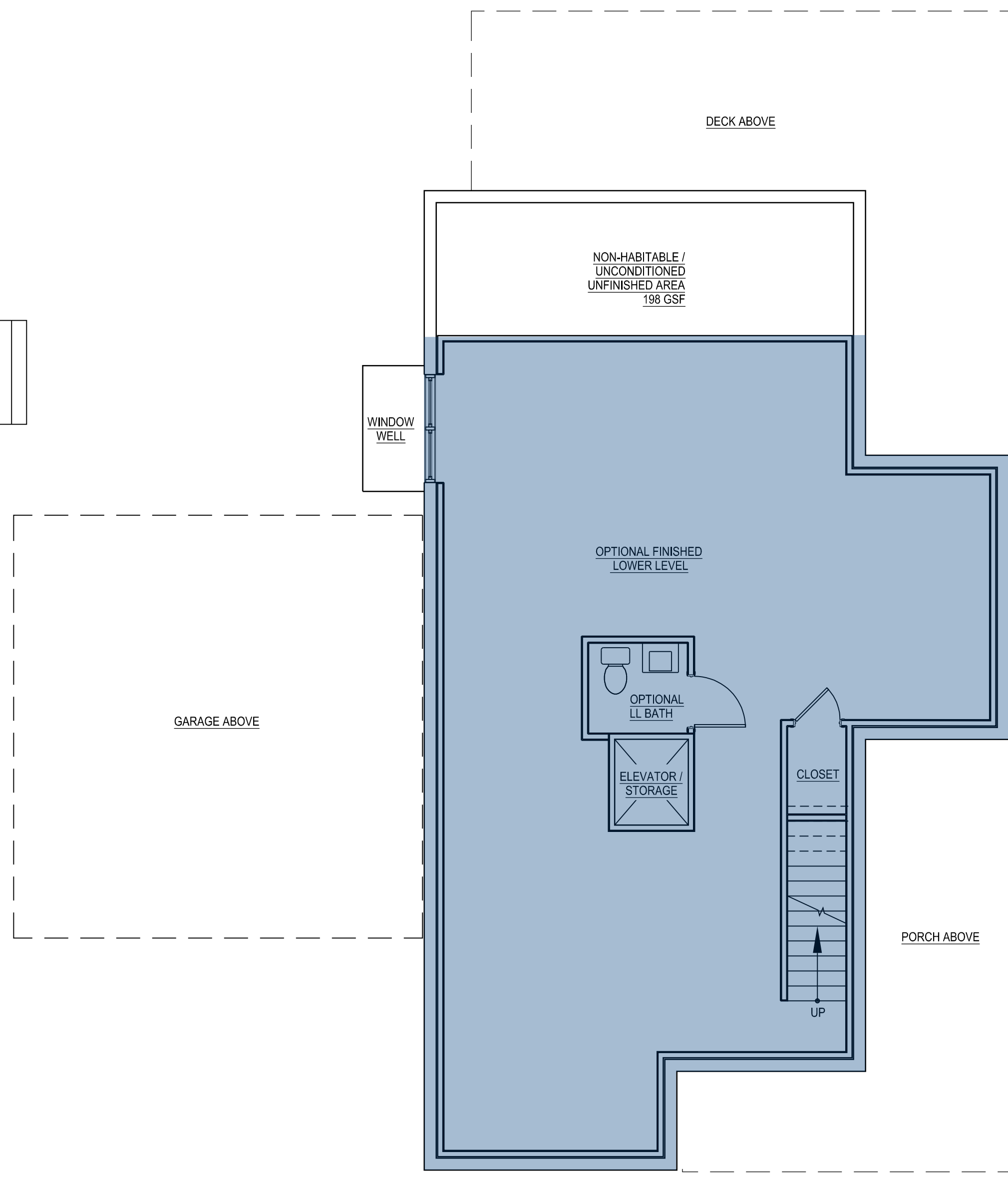
3BR
 SINGLE
 2,212 SF LIVING AREA
 3,590 GSF



30 LOFT FLOOR PLAN
 SCALE: 3/16" = 1'-0"



20 FIRST FLOOR PLAN
 SCALE: 3/16" = 1'-0"



10 LOWER LEVEL PLAN
 SCALE: 3/16" = 1'-0"

INDICATES PORTIONS OF DWELLING UNIT INCLUDED IN GROSS FLOOR AREA TABULATION

GSF - 3BR Single	
Floor	Sq Footage
Lower Level	1,208
1st	1,422
2nd	960
Total	3,590

NOTES:

- GROSS FLOOR AREA: GROSS FLOOR AREA IS INCLUSIVE OF ALL AREAS OF THE UNIT EXCEPT GARAGES, UNFINISHED ATTIC AREAS, EXTERIOR PORCH OR DECK AREAS, AND PORTIONS OF THE BASEMENT THAT ARE NON-HABITABLE, UNCONDITIONED AND UNFINISHED. REFER TO THE FLOOR PLANS FOR THE EXTENT OF THE NON-HABITABLE BASEMENT AREAS. GROSS FLOOR AREA IS MEASURED TO THE OUTSIDE FACE OF EXTERIOR WALLS.
- LIVING AREA: LIVING AREA IS INCLUSIVE OF ALL AREAS OF THE UNIT EXCEPT ANY BASEMENT AREAS, GARAGES, UNFINISHED ATTIC AREAS, AND EXTERIOR PORCH OR DECK AREAS. LIVING AREA IS MEASURED TO THE INSIDE FACE OF EXTERIOR WALLS.